

ACADEMIC CALENDAR.....	3
EDUCATION NEWS.....	6
ROUNDS.....	12
ACADEMIC NEWS.....	13
SPOTLIGHT.....	18
AWARDS, HONOURS & RECOGNITION.....	24
FEATURE.....	25
THE LAST PAGE.....	29

Medical *Imaging*



MESSAGE
FROM THE CHAIR

Dr. Julian Dobranowski



Medical
Imaging



It is hard to believe that we are saying goodbye to the summer season and already heading into fall! The beginning of the academic year brings with it many department updates, new activities and new additions to our staff and faculty line ups.

We are excited and pleased to announce our full staff complement with the addition of three new staff members over the summer months. Please welcome Gursimran Singh, Project Coordinator; Tara Dalton, Senior Education Associate - Residency Program; and Candice Stroud-Grundy, Senior Education Associate - Fellowship Program. We would also like to thank Michelle McCool, for her interim part-time administrative support over the summer months and to the Faculty of Health Sciences for loaning her out!

The department has five new faculty members joining our ranks this fall. Please provide a warm welcome to Dr. Engy Abbas (JH), Dr. Ahmed Taha (JH) and Dr. Mahsa Kamali (HGH) joining in September. We will welcome Dr. Moran Drucker-Iarovich (JH) in early October and Dr. Denny Mathew (SJH) in November.

We are pleased to welcome our new group of fellows for the 2024-2025 academic year as well as some familiar faces that are returning for a second year in their programs.

St. Joseph's Healthcare Hamilton recently announced Dr. Srin Harish as the new Chief of Diagnostic Imaging. Congratulations to Dr. Harish on his new role and thank you to Dr. Colm Boylan for his continuous support to the academic department during his time as Chief.

We are excited to announce new Undergraduate Medical Student Presentation Rounds in Medical Imaging created by Dr. Oleg Mironov, the undergraduate elective site supervisors and the URCC.

Finally, the department, along with Dr. Ramiro Larrazabal, has started to plan for the 2nd Annual In-Person Medical Imaging Holiday Regional Rounds event. Details will be made available once they are confirmed. We hope to have as many faculty as possible come out and support this festive and fun evening for our residents!

All the Best,

Julian Dobranowski

WE ARE FULLY STAFFED! WELCOME NEW TEAM MEMBERS!

Gursimran Singh, Tara Dalton, Candice Stroud

The Department of Medical Imaging is extremely excited and happy to report that we are finally fully staffed with the addition of three new team members over the summer months!

Please join us in welcoming to the team! **Gursimran Singh**, Project Coordinator; **Tara Dalton**, Senior Education Program Associate supporting residency programs and **Candice Stroud-Grundy**, Senior Education Program Associate supporting fellowship programs. All have started their positions over the summer and have hit the ground running!



Welcome **Gursimran Singh**! Gursimran joined us in July and has been quick to step into various strategic initiatives and support roles for activities in the department. He holds a Bachelors Degree in Mechanical Engineering and Mechatronics from Toronto Metropolitan University (TMU), and comes to us with experiences as a Project Manager Assistant at TMU, as well as a Continuous Development Data Analyst Intern with Loblaw Companies Limited.

Gursimran Singh
Project Coordinator

Welcome **Tara Dalton**! Some of you may recognize Tara as she covered two maternity leaves supporting the Diagnostic Imaging Residency Program Director and Diagnostic Radiology Residency Program as well as her recent position working in the Diagnostic Imaging film library at McMaster Children's Hospital. Tara brings with her a wealth of knowledge from her previous work experience and we are extremely grateful to have her join our ranks!



Tara Dalton
Senior Education Associate
Residency Program



Welcome **Candice Stroud-Grundy**! Candice joined the Department of Medical Imaging in mid-August and comes to us from the Department of Psychiatry at McMaster where she was the Educational Lead. She has spent the last 20+ years working in the Departments of Anesthesia, Orthopedics and the Post Graduate Medical Education Office. Candice will be supporting Dr. Ehsan Haider as the Fellowship Program Director, and the many fellowship programs.

Candice Stroud-Grundy
Senior Education Associate
Fellowship Program



SEPTEMBER 2024

Monday	Tuesday	Wednesday	Thursday	Friday
02	03	04	05	06
09	10	11	12 Regional Rounds 5:30-6:30pm <i>"Expanding the Ontario Breast Screening Program"</i>	13
16	17	18	19	20
23	24	25	26	27
30 *NEW* Undergrad Medical Student Imaging Presentation Rounds in-person event 6:00pm-7:30pm Campbell Auditorium-SJHH				



OCTOBER 2024

Monday	Tuesday	Wednesday	Thursday	Friday
	01 <i>Visiting Professor</i>	02 <i>Visiting Professor</i>	03	04
07	08	09	10	11
14 <i>Happy Thanksgiving!</i> STAT Holiday	15	16	17	18
21	22	23	24	25
28	29	30	31 TRICK OR TREAT! <i>Happy Halloween!</i>	



Monday	Tuesday	Wednesday	Thursday	Friday
				01
04 	05 <i>Visiting Professor</i>	06 <i>Visiting Professor</i>	07	08
11	12	13	14	15
18	19	20	21	22
25	26	27	28	29

welcome



Medical Imaging

FELLOWS 2024-2025

Breast and Cross-Sectional Imaging:



Ambreen Zahoor
JH



Angelita Sue
JH/SJH



Sarah Aljahdali
SJH



Elton Law
SJH



Dan Mannina
JH



Thurairajah (Vijay)
Vijavaharan
JH/SJH



Sofia Ventura-Diaz
SJH

Cross-Sectional Body Imaging:



Brian Bitar
JH



Nitin Juggath
JH



Lubna Siddiqi
SJH



Leandro Tristao
Abi-Ramia de Moraes
SJH

Comprehensive Body Imaging:



Abdulrahman
Al Adulgader
Niagara



Hashim Als Salman
Niagara



Narisha Maharaj
Niagara

Vascular—IR:



Hiba Abduljawad
JH/Niagara



Prasanth Rajan
HGH/JH

Thoracic Imaging:



Ahmed Al Lawati
SJH

Pediatric Imaging:



Mody Almarshad
MCH

AI:



Yassir Al Malki
JH

Musculoskeletal Imaging:



Brendan Phillips
JH/SJH



Vishal Varma
JH/SJH



Richie Vyphuis
HGH/JH



Alagiri Karikalan
HGH

Neuroradiology:



Asma Al Hatmi
HGH



Charlotte Galienne
HGH



Derek Karanwal
HGH




Medical Imaging

Fellows Welcome Dinner 2024-2025

The annual Fellows Welcome Dinner took place on Thursday, September 12, 2024 at the Dundas Valley Golf and Country Club. The evening was a great success, welcoming the fellows to the Department of Medical Imaging and their respective fellowship programs and sites. Thank you to all of the fellows and their guests, faculty and staff for their attendance and joining us for this yearly event. Please provide all of the fellows a warm welcome! We look forward to spending the 2024-2025 academic year with all of them.

A big thank you to Gursimran Singh, Jacob Brodka and Candice Stroud-Grundy for their work in organizing and coordinating this successful event!

We look forward to a great year ahead with our new fellows and wish them all the best in their fellowship programs in our department!



Welcome to our new 2024-25 Clinical Fellows!

URCC UPDATE

UNDERGRADUATE RADIOLOGY CURRICULUM COMMITTEE

The Undergraduate Radiology Curriculum Committee is pleased to welcome Dr. Evan Wilson as the new Radiology Director for Transition to Clerkship, as well as Dr. Jonathan Bellini as a new resident representative.

We've had a busy last few months. I would like to highlight a few recent events:

- ◆ Final Year Medical Students' Concept Integration Review Radiology Quiz and Take-up on February 5 by Dr. Alex Pozdnyakov
- ◆ Intro to GI/GU Imaging Large Group Session (LGS) on March 21 by Dr. Nanxi Zha
- ◆ GI/GU Integrated Anatomy and Radiology Session (IARS) on March 15 by Dr. Brian Wang
- ◆ Intro to MSK Imaging LGS on April 12 by Dr. Nicole Li
- ◆ MSK IARS on April 22 by Dr. Scott Caterine
- ◆ Neuroradiology IARS on April 29 by Dr. Alex Pozdnyakov
- ◆ Intro to Neuroradiology LGS on May 6 by Dr. Alex Pozdnyakov
- ◆ Radiology Bootcamp from July 8-12 organized by Dr. Zonia Ghumman

Upcoming Events:

A new educational presentation event for elective medical students is being organized by Dr. Oleg Mironov, with the help of the elective site directors across Hamilton and Niagara, including Dr. Stefanie Lee, Dr. Khunsa Faiz, Dr. Will Warnica, Dr. Yongdong Wang, and Dr. Nasim Hemmati. This will give elective students an opportunity to present an interesting case to the department and provide a venue for further educational discussion. The event will take place on Sept 30 from 6-7:30 pm at Campbell Auditorium at St Joseph's Hospital. We hope to see you there!

NEURORADIOLOGY PROGRAM UPDATE

EXCITING NEWS...YOUTUBE CHANNEL LAUNCHED!

The Neuroradiology Program is thrilled to announce the launch of our official YouTube channel! This platform will serve as a hub for our staff and residents to share their valuable insights and educational content, including half-days, rounds, courses, and conference presentations. Don't miss out on the latest in neuroradiology—be sure to comment, like, and subscribe to stay updated with our latest videos!

Click on the link below to access!

<https://www.youtube.com/@macneuroradiology>



Dr. Victoria Tan
Undergraduate PD
Dept of Medical Imaging



Dr. Euan Zhang
Assistant Program Director
Neuroradiology Program
Dept of Medical Imaging

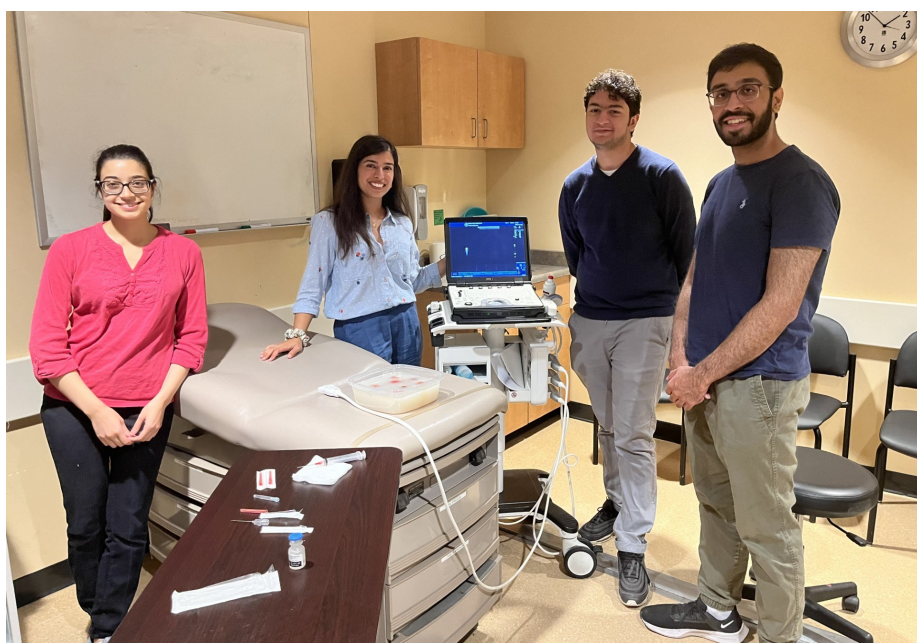
UGME RADIOLOGY BOOTCAMP ELECTIVE

Another successful Radiology Bootcamp Elective week was held from July 8 -12, 2024. It was a robust week packed full of lectures and hands on learning in the Centre for Simulation Based Learning. The lecturers were highly praised for their teaching abilities and informative content! In the closing session of the Bootcamp, we received widespread positive feedback including the following quote from one of the medical student participants: *“Thank you so much for a wonderful experience! Radiology wasn't a specialty I was seriously considering before, but now I definitely am!”*.

This bootcamp would not be possible without the dedication and enthusiasm of our staff radiologists and radiology residents. A huge thank you to Dr. Stefanie Lee, Dr. Ameya Kulkarni, Dr. Natasha Larocque, Dr. Kate Hames, Dr. Victoria Tan, Dr. Adam Legge, Dr. Will Warnica, Dr. Ibrahim Nadeem, Dr. Maria Gladkikh, and Dr. Vineeth Bhogadi!



Dr. Zonia Ghumman
 Bootcamp Elective Lead
 Assistant Professor
 Dept of Medical Imaging
 McMaster University
 Staff Radiologist
 Juravinski Hospital
 Hamilton Health Sciences



NEW Undergraduate Medical Student Presentation Rounds in Medical Imaging - starting September 30, 2024

An exciting new addition to our academic round line up is being introduced at the end of September! Dr. Oleg Mironov, in collaboration with the Undergraduate Radiology Curriculum Committee (URCC) and the undergraduate elective site directors across Hamilton and Niagara (Drs. Stefanie Lee, Khunsa Faiz, Will Warnica, Yongdong Wang and Nasim Hemmati), have created and developed the Undergraduate Medical Student Presentation Rounds in Medical Imaging. Undergraduate students choosing elective in radiology will given the opportunity to present following the completion of their elective.

The rounds are set to take place in-person and will be moderated by UGME site supervisors and/or volunteer faculty members. The inaugural presentation will take place on **Monday, September 30th, 2024** from **6:00pm-7:30pm** in the **Campbell Auditorium at St. Joseph's Healthcare Hamilton**. Further details for this will be sent to faculty members inboxes soon!

If you wish to volunteer to moderate one of these sessions, please reach out to Dr. Oleg Mironov for further information. To note, faculty members that moderate are able to claim this as an educational contribution using the "Facilitator/Presentation/Other" role/activity on their annual educational contributions form.

Medical Imaging Faculty Hub

The new Faculty Hub is an internal home for Medical Imaging faculty to visit for additional information and resources, such as:

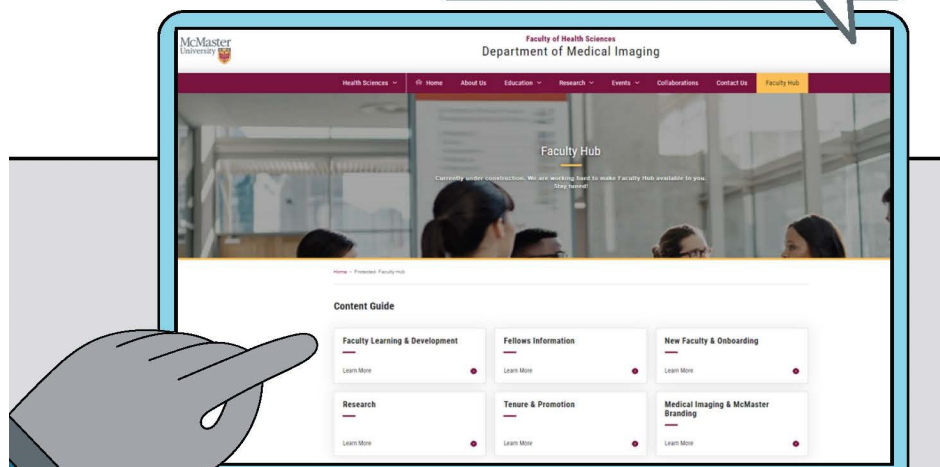
- ✓ Faculty Learning & Development
- ✓ Fellows Information
- ✓ New Faculty & Onboarding
- ✓ Research
- ✓ Tenure & Promotion
- ✓ Medical Imaging & McMaster Branding

Faculty Hub Link:

<https://radiology.mcmaster.ca/faculty-hub/>

Faculty Hub Password:

Medical_Imaging3*



VISITING PROFESSOR SERIES

In-person and on Zoom

SAVE THE DATES - 2024/2025

OCTOBER 2024

Tuesday, October 1st, 2024 & Wednesday, October 2nd, 2024
Campbell Auditorium - St. Joseph's Healthcare Hamilton

NOVEMBER 2024

Tuesday, November 5th, 2024 & Wednesday, November 6th, 2024
Campbell Auditorium - St. Joseph's Healthcare Hamilton

JANUARY 2025

Tuesday, January 7th, 2025 & Wednesday, January 8th, 2025
Campbell Auditorium - St. Joseph's Healthcare Hamilton

FEBRUARY 2025

Tuesday, February 4th, 2025 & Wednesday, February 5th, 2025
Campbell Auditorium - St. Joseph's Healthcare Hamilton

MARCH 2025

Tuesday, March 4th, 2025 & Wednesday, March 5th, 2025
Campbell Auditorium - St. Joseph's Healthcare Hamilton

APRIL 2025

Tuesday, April 1st, 2025 & Wednesday, April 2nd, 2025
Campbell Auditorium - St. Joseph's Healthcare Hamilton


MAY 2025

Tuesday, May 6th, 2025 & Wednesday, May 7th, 2025
Campbell Auditorium - St. Joseph's Healthcare Hamilton

JUNE 2025

Dr. W. Peter Cockshott Lecture
Tuesday, June 3rd, 2025 & Wednesday, June 4th, 2025
Campbell Auditorium - St. Joseph's Healthcare Hamilton

thank
you!



Thank you to Dr. Robert Lambert for his June Visiting Professor series presentations. Dr. Lambert presented the Dr. W. Peter Cockshott Lecture on, *"Sacroiliitis - the Pith and the Myth"*, and presented on the topics *"Rheumatology Alphabet Soup - CRMO, SAPHO, SCCH, and PRM - Insights into Reactive Osteitis and some complex Rheumatology Cases"*, and *"Spondylo-Arthritis and Differential Diagnosis Workshop"*.

MEDICAL IMAGING REGIONAL ROUNDS

Next Rounds: HOLIDAY in-person REGIONAL ROUNDS — details to come!

This unique joint rounds with the Department of Medical Imaging and the Hamilton Niagara Haldimand Brant (HNHB) Regional Cancer Program that focused on the expansion of the Ontario Breast Screening Program (OBSP) to include screening for those between the ages of 40-49. It was a great success and we thank Dr. Meredith Lynch as moderator and our panelists, Dr. Nicole Hodgson, Dr. Kavita Dhamanaskar, Dr. Anat Kornecki, Dr. Joan Bellaire and Dr. Nidhi Kumar Tyagi. Thank you to our attendees!

Expanding the OBSP: Multidisciplinary Perspectives on Screening Age 40-49








Dr. Meredith Lynch
Breast Radiologist, HHS
McMaster University

Dr. Kavita Dhamanaskar
Breast Radiologist
University of Toronto

Dr. Nicole Hodgson
Breast Oncology Surgeon, HHS
McMaster University

Dr. Anat Kornecki
Breast Radiologist, SJHC
Western University

Dr. Joan Bellaire
Chief of Family Medicine
Hamilton Health Sciences

Dr. Nidhi Kumar Tyagi
Breast Medical Oncologist, HHS
McMaster University

Objectives

1. Describe rationale for expansion of OBSP
2. Understand oncologic and surgical perspectives on breast cancer in women age 40-49
3. Understand role of primary care and decision tools in OBSP expansion
4. Identify strategies for implementation

MEDICAL IMAGING & OBSP COMBINED REGIONAL ROUNDS

September 12, 2024 | 5:30 p.m.





THANK YOU TO OUR PRESENTERS - August Rounds

Thank you to Dr. Nina Stein and Dr. Olufemi Ajani for their informative August Regional Rounds presentation on, "Evaluation of Children with Craniosynostosis". We sincerely appreciate the time taken out of your schedules for the presentation.

Dr. Stein and Dr. Ajani provided an excellent rounds presentation with all objectives being thoroughly met!

Thank you as always, to the attendees and our site admins for helping to distribute the flyers!

Evaluation of Children with Craniosynostosis



Dr. Nina Stein
Associate Professor,
Department of Medical Imaging,
McMaster University
Pediatric Neuroradiologist,
McMaster Children's Hospital
Hamilton Health Sciences



Dr. Olufemi Ajani
Associate Professor
Department of Surgery,
McMaster University
Deputy Chief of Surgery
Pediatric Neurosurgeon,
McMaster Children's Hospital, HHS

Objectives

1. Identify and correlate head shape appearances with various types of craniosynostosis
2. Determine when imaging is necessary and identify what imaging modality to order
3. Understand the pros and cons of various imaging modalities in craniosynostosis

Medical Imaging Regional Professor Rounds

August 8, 2024 5:30 p.m.



Radiology Rounds by Site 2024

	MONDAY	TUESDAY	WEDNESDAY	THURSDAY	FRIDAY
ALL SITES		1700 Peer Learning Rounds (2nd Tuesday/mth) ON HOLD			
JURAVINSKI HOSPITAL AND CANCER CENTRE	<p>0800 Resident Rounds</p> <p>1230 GI DST Rounds (Zoom)</p> <p>1400 GIUP Rounds (JCC)</p> <p>1600 Gyne/Onc Rounds (Zoom)</p>	<p>0815 MSK ROUNDS (Zoom)</p> <p>1200 Rad/Path Breast Rounds (@ BAC)</p>	<p>0800 Resident Rounds</p> <p>0800 Multidisciplinary Breast Rounds DST (3-88-JCC)</p>	<p>0700 Hepatobiliary Rounds (Zoom)</p> <p>0900 CNS Tumor Board</p> <p>1000 Neuro Onc Rounds (Fellows)</p> <p>1200 Resident Rounds</p> <p>1230 Sarcoma Rounds (Zoom)</p>	<p>0800 Resident Rounds (all rounds in DI Conference Rm)</p> <p>1100 Head/Neck Rounds JCC</p> <p>1200 Interesting Case Rounds</p>
HAMILTON GENERAL HOSPITAL	<p>1200 Resident Rounds</p>	<p>0700 Spine Rounds</p> <p>0800 Regional Cardiology Rounds (David Braley Centre, General Campus, Auditorium)</p> <p>0815 MSK Tumor Rounds (DI Classroom)</p> <p>1200 Resident Rounds</p> <p>1200 Stroke & Neurovascular Rounds (DI Classroom, Rm 2-158)</p> <p>1600 Trauma Rounds (Theatre Auditorium) M&M Rounds 1st Tues. of month</p>	<p>0730 Vascular Rounds (5N Teaching Room)</p> <p>0800 Arrhythmia Rounds (Theatre Auditorium)</p> <p>1230 M&M Rounds (DI Classroom) set once a month</p>	<p>0800 Stroke Rounds (David Braley Centre, General Campus, Auditorium)</p> <p>0800 CNS Tumor Rounds (DI Classroom) once a month</p> <p>1130 Neuro Academic Half-Day Rounds</p> <p>1230 Interesting Case Rounds</p>	<p>0800 Neuroscience Rounds (David Braley Centre, General Campus, Auditorium)</p> <p>1200 Resident Rounds</p>
MCMASTER UNIVERSITY MEDICAL CENTRE	<p>Pediatric Resident Rounds</p> <p>**NOTE: Pediatric Resident Rounds are scheduled on a month by month basis - day/time is not always the same**</p> <p>0800 Pediatric Tumor Board (Every 2nd week – 3F)</p>	<p>1200 Adult Hot Seat Resident Rounds</p> <p>1200 PVA Vascular Rounds (1st Tues. of the month)</p> <p>1300 Neuro-oncology Rounds (3F)</p> <p>1300 Rheumatology (2nd Tues. of each month)</p>	<p>0800 Adult GI Rounds (Room 2S32)</p> <p>1200 CPEP-Seizure Rounds (2nd Wed of the month)</p>	<p>0800 Surg/Rad/Path (SRP) Rounds (3rd Thursday of each month—Room 2S32)</p> <p>0900 Respiratory Rounds (2nd Thursday of each month)</p> <p>1200 Adult Hot Seat Resident Rounds</p>	<p>1200 GI Ped Rounds (Room 2S32—Every other Friday)</p> <p>1200 Pediatric Neuro-radiology Rounds (Room 3N50)</p>
ST. JOSEPH'S HEALTHCARE HAMILTON <small>(All rounds in DI Conference Room TO102 unless otherwise specified)</small>	<p>0730 Angio Access for Transplant Rounds (feasible Mon. bimonthly)</p> <p>1200 Ultrasound Rounds (feasible Monday of each month)</p> <p>1200-1300 MSK Radiology Rheumatology Rounds</p> <p>1300-1400 Resident Rounds</p> <p>1630-1730 Thyroid MCC Rounds (2nd Monday of each month) Head & Neck MCC Rounds (4th Monday of each month)</p>	<p>0800-0900 Vascular Difficult Access Rounds (1st Tuesday of each month)</p> <p>1200-1300 Fellows Journal Club (1st Tuesday of each month)</p> <p>1300-1400 Resident Rounds</p> <p>1630-1730 Genitourinary MCC Rounds (1st and 3rd Tuesday of every month)</p>	<p>1200-1300 MSK Radiology Rheumatology Rounds (every Wednesday)</p> <p>1300-1400 Resident Rounds</p>	<p>0730-0800 Colorectal Rounds</p> <p>0800-0900 Breast Pathology Rounds</p> <p>1200-1300 MRI Rounds (1st Thursday of every month)</p> <p>1300-1400 Resident Rounds</p>	<p>0800-0900 Interesting Case Rounds</p> <p>1200-1300 Lung MCC Rounds</p> <p>1300-1400 Resident Rounds</p>

IMPORTANT MESSAGE from the department...



**Tenure & Promotion Revision to Cycle Timeline:
Promotion to Associate Professor with CAWAR**

With advisement from the Faculty of Health Sciences Faculty Relations Office, the department will be adjusting our cycle of timing for promotion to Associate Professor with CAWAR to meet the 'standard' 5-year timing set by the university.

The department committee will maintain discretion to utilize a 6th year ("deferral" submission) if they feel a candidate's contributions are not sufficient for promotion at 5th year, after the first review and second review of candidate documents.

This will **come into effect immediately for those being promoted as of July 1, 2026**.

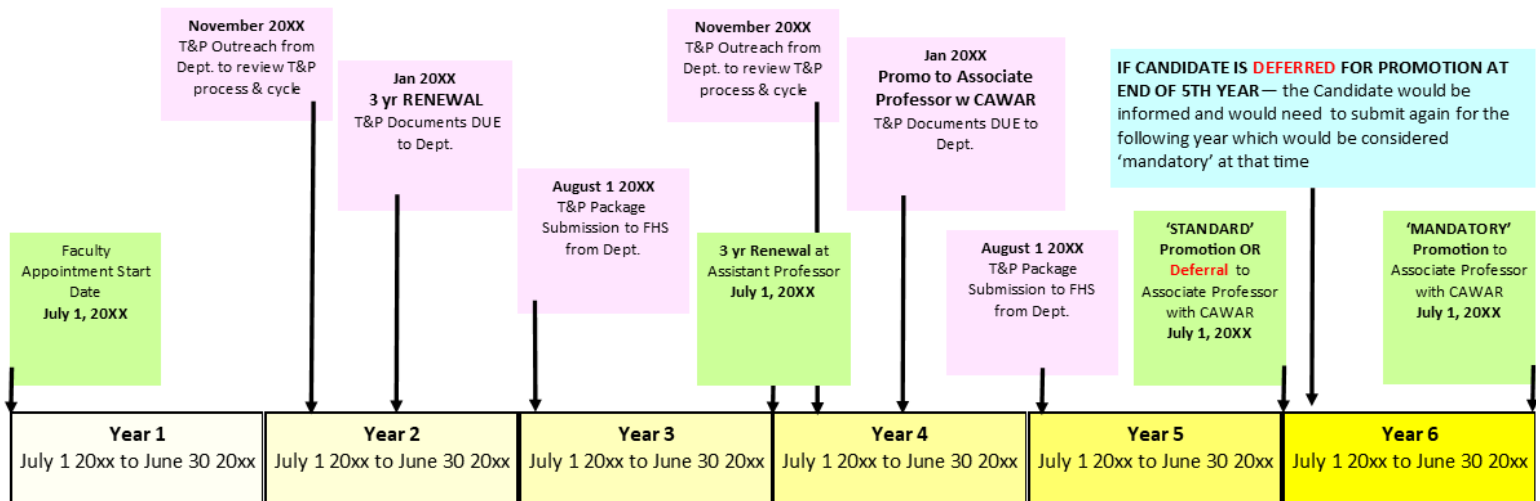
With the addition of the full time Recruitment, Tenure & Promotion Academic Coordinator position in 2022, we have been able to:

- ⇒ Update committee processes leading to more efficient review of candidate documents.
- ⇒ Created the 'New Faculty Toolkit and Guide to Tenure and Promotion'. This toolkit and guide are reviewed with new faculty members during a newly established "New Faculty Overview" meeting.
- ⇒ Created informational packages for candidates to help with preparing their documents for tenure and promotion.
- ⇒ Provide one-on-one support if required. The Academic Coordinator will indicate if a candidate is not meeting the requirements and work with the candidate to get them on the right track.

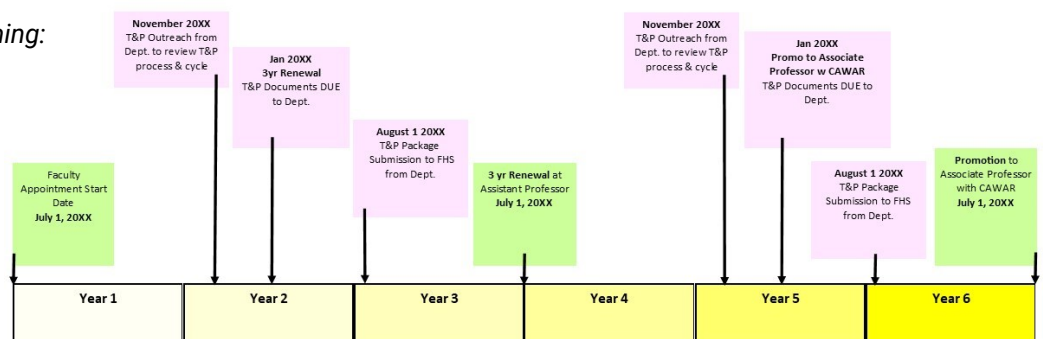
These processes ensure that a faculty member's renewal and/or promotion is successful.

NEW Revised Department Cycle Timing:

T&P Process Dates
 T&P Appointment Changes



Previous Department Cycle Timing:



MacEssentials Tutor Training

We are excited to offer another round of MacEssentials Tutor Training! Physicians interested in becoming a tutor in the MD Program are required to complete e-modules and attend a 1.5 hour complementary synchronous virtual workshop.

For more information and how to register for our next virtual workshop on September 18, 6 – 7:30 pm please visit: <https://www.medportal.ca/ug/mf/administration-tutors/macessentials-tutor-training>.

Don't miss out on the opportunity to enhance your tutoring skills with MacEssentials Tutor Training and earn academic educational contributions!!!

Upcoming MacEssentials Workshops

- ⇒ September 18, 2024 at 6 pm
- ⇒ December, 11, 2024 at 6 pm
- ⇒ March 19, 2025 at 6 pm
- ⇒ June 11, 2025 at 6 pm

For more information on the MacEssentials Tutor Training:

<https://www.medportal.ca/public/macessentials-tutor-training>

McMaster Undergraduate Medical Education program

The UGME program at McMaster University is a 3-year program leading to the MD degree. The Pre-Clerkship comprises the first 15 months of the program and is divided into 5 units called Medical Foundations (MFs) plus 7 weeks of elective time in July and August. Our students learn through problem-based learning, in small tutorial groups of 6-8 students.

The MD Program is delivered across 3 sites, with campus locations in Hamilton, Waterloo and Niagara.

Who are our students?

The intention of the Michael G. DeGroote School of Medicine is to prepare students to become physicians who have the capacity and flexibility to select any area in the broad field of medicine. There is no single background that is ideal preparation for the practice of medicine. Students with a university education in any discipline are encouraged to apply. The ideal candidate will have completed a rigorous and coherent course of study, which will provide evidence of an independent, self-directed, and mature learning style. The ideal candidate will also provide evidence of outstanding non-academic qualities, including altruism, reliability, responsibility, perseverance, creativity, and leadership, through this process.

Each year we accept 203 students into our undergraduate medical program, as well as 3 students into the MD/PhD stream.

What is a tutor?

A tutor is a faculty member who participates in small group, problem-based learning within the MD Program by acting as the facilitator for a group of 6-8 medical students during a curricular block called a Medical Foundation (MF). The length of the Foundations varies from 8 to 12 weeks

Upcoming Symposium

Monitoring Radiation Exposure in Medical Imaging

September 23rd-25th, 2024 - Estrimont (Magog-Orford), Quebec

[REGISTER NOW](#)

There has been increasing use of ionizing radiation from medical imaging, with associated benefits. However, several societies have drawn attention to radiation protection issues as there has been documentation of high radiation exposure not depicted in earlier years. Many professional organizations have published recommendations calling for the appropriate and justified use of radiation, emphasizing dose monitoring and analysis of doses in different imaging examinations.

Radiation dose monitoring plays a critical role in medical imaging to ensure patient safety and optimize healthcare outcomes. Furthermore, dose monitoring supports compliance with radiation safety guidelines and regulations, fostering a culture of accountability and continuous improvement in healthcare settings. However, the implementation of dose monitoring and analysis programs remains a distant prospect for many healthcare facilities.

Therefore, the aims of this symposium are as follows:

1. To provide a platform to discuss and disseminate best practices and guidelines related to radiation dose monitoring among healthcare professionals, researchers, policymakers and encourage interdisciplinary collaboration.
2. To highlight technological advancements and innovations in radiation monitoring tools and software.
3. To develop recommendations to help provincial and national authorities in adopting better practices in radiation dose monitoring

Partnered by:



CENTRE DE
RECHERCHE



PLENARY SPEAKERS



**Dr. Gideon
Christian**

University of Calgary



**Dr. Lorelei
Lingard**

Western University



**Dr. Matthew
Sibbald**

McMaster University

This free event is sponsored by
Physicians' Services Incorporated
(PSI) as part of the **Visiting
Scholars Program**.

Questions?
merit@mcmaster.ca



GENERATIVE FUTURES IN HEALTH SCIENCES RESEARCH

How Artificial Intelligence Reshapes
Bias, Enhances Academic Writing
and Disrupts Student Assessments

September 26, 2024
12:00PM - 5:00PM

Networking event to follow!

University Club (Alumni Memorial Hall)
McMaster University

Register for FREE

<https://bit.ly/MERIT-PSI2024>

Networking, small group discussion, & refreshments!



Exploring Talent in Medical Education and Healthcare

Tues., Oct. 8, 2024
8:00 am - 4:30 pm

Join us for an engaging, interactive day of exploring how to support talent in medical education and healthcare using examples from the arts, sports, military, K-12 education, and organizational psychology.

Location

**Brampton Civic
Hospital Auditorium
2100 Bovaird Dr. E.
Brampton, ON, L6R 3J7**

Date: Tuesday, October 8, 2024

Cost: FREE

Registration

QR Code:



Alternatively, go to:

<https://meritmcmaster.ticketleap.com/time/>

Schedule



8a - Opening Remarks & Keynote

We set the stage for this highly interactive and interdisciplinary day.



9a-12:20p Presentations & Breakouts

Our experts & practitioners from our first 3 groups will present insights from other fields and then YOU will help discuss how it might translate to Medical Education & Healthcare.



Lunch & Networking

Meet the speakers, panelists, and other colleagues interested in this topic!



1:30-3:40p Presentations & Breakouts

Groups 4 & 5 will present their insights and invite you to discuss.



3:40-4:30p Discussion & Closing

We gather together once again to share final thoughts from the day.

ANNOUNCEMENTS



Medical Imaging

New Faculty Radiologists, Welcome to the Department!

Dr. Engy Abbas - JH Breast & Body Radiologist - September 2024



Dr. Engy Abbas

New Assistant Professor
Department of Medical Imaging
McMaster University
Associate Staff Breast Radiologist
Juravinski Hospital
Hamilton Health Sciences

Please join the Department of Medical Imaging in welcoming back recent fellow, Dr. Engy Abbas! Dr. Abbas joined the department ranks last year as a Breast Imaging fellow at the Juravinski Hospital site, Hamilton Health Sciences and we are excited that she is now returning as a faculty member and staff radiologist.

Dr. Abbas completed medical and radiology specialist training in Egypt. She began her career in Canada as a research fellow and then research associate at University Health Network, University of Toronto. Dr. Abbas holds a masters degree in Oncological Imaging from the University of Pisa, Italy. She is extremely involved in research and scholarly work. Her research interests include radiological assessment of tumour response, novel breast imaging modalities, and artificial intelligence.

When she's not working, Dr. Abbas loves to travel and go on road trips with her husband and their three children!

Please help to welcome Dr. Abbas in her new faculty and staff appointment at the Juravinski Hospital site, Hamilton Health Sciences!

Dr. Ahmed Taha - JH Neuroradiologist - September 2024



Dr. Ahmed Taha

New Assistant Professor
Department of Medical Imaging
McMaster University
Associate Staff Neuroradiologist
Juravinski Hospital
Hamilton Health Sciences

The Department of Medical Imaging is pleased to welcome Dr. Ahmed Taha to its ranks! Dr. Taha will be joining as a staff neuroradiologist at the Juravinski Hospital site, Hamilton Health Sciences.

Dr. Taha completed his medical and radiology specialist training in the Faculty of Medicine, Minia University, Egypt. Following his residency training, Dr. Taha worked as a consultant radiologist at PRUH, King's College Foundation Trust, in London, United Kingdom. He went on to successfully complete two separate fellowships; the first, an Advanced Neuroradiology Fellowship from the University of Manitoba and the second, an Emergency and Trauma Imaging Fellowship from the University of British Columbia which he has just recently finished.

Dr. Taha has experience in providing teaching sessions to undergraduates, neurology and neurosurgery residents during his fellowships in Canada and has also provided instruction for both orthopedic surgeons and general surgeons as a consultant radiologist in the UK. He is excited to meet his radiology colleagues at the JH and loves to kayak!

Please join us in welcoming Dr. Ahmed Taha to his new staff neuroradiologist position at the Juravinski Hospital site, HHS, and faculty appointment in our department!

ANNOUNCEMENTS



Medical Imaging

New Faculty Radiologists, Welcome to the Department!

Dr. Mahsa Kamali - HGH Body Radiologist - September 2024

Dr. Mahsa Kamali

New Assistant Professor
Department of Medical Imaging
McMaster University
Associate Staff Radiologist
Hamilton General Hospital
Hamilton Health Sciences

The Department of Medical Imaging is very happy to welcome Dr. Mahsa Kamali to our faculty complement. Dr. Kamali has been working with the radiology team at the Hamilton General Hospital for the past two years as a locum radiologist and is now officially joining as a full time faculty member.

Dr. Kamali completed her medical degree at the University of Alberta in Edmonton and Diagnostic Imaging residency from Dalhousie University in Halifax, Nova Scotia. She followed this with the successful completion of a Musculoskeletal Fellowship at the University of Toronto. During her residency, Dr. Kamali received awards for 'Best Resident Presentation' at Dalhousie Radiology Research Day and the 'Invest in Youth' award from the European Conference of Radiology (2019).

Dr. Kamali has held various mentorship and teaching roles throughout the stages of her training which have enhanced her growth as a radiologist. Dr. Kamali believes that working in an academic setting reaffirms her love for teaching while also bringing her a sense of professional and personal satisfaction.

Please join us in officially welcoming Dr. Mahsa Kamali to the academic department and our faculty complement!

Dr. Moran Drucker-Iarovich, JH Body Radiologist - October 2024



Dr. Moran Drucker-Iarovich

New Assistant Professor
Department of Medical Imaging
McMaster University
Associate Staff Radiologist
Juravinski Hospital
Hamilton Health Sciences

We are excited to welcome Dr. Moran Drucker-Iarovich to the Department of Medical Imaging in early October!

Dr. Drucker-Iarovich completed her medical training at the Sackler School of Medicine from Tel-Aviv University in Israel and specialist training from the Division of Diagnostic Imaging, Sheba Medical Centre, Ramat Gan, Israel. Dr. Drucker-Iarovich followed this with the successful completion of two clinical fellowships in abdominal imaging and one in cardio-thoracic imaging all from the Joint Department of Medical Imaging at the University of Toronto.

Dr. Drucker-Iarovich is "thrilled to join the department". She is eager to contribute her expertise in gynecologic oncology and hepatobiliary imaging and contribute to the JH Radiologist team! Outside of work Dr. Drucker-Iarovich is the proud parent of two girls who constantly remind her to appreciate the little joys in life. She is also an outdoor enthusiast and enjoys hiking, where she finds a sense of peace and inspiration in nature.

Please help welcome Dr. Moran Drucker-Iarovich to our faculty complement and the radiology team at the Juravinski Hospital site, Hamilton Health Sciences.

ANNOUNCEMENTS



Medical Imaging

New Faculty Radiologists, Welcome to the Department!

Dr. Denny Mathew - SJH Musculoskeletal Radiologist - November 2024



Dr. Denny Mathew

New Assistant Professor
Department of Medical Imaging
McMaster University
Associate Staff Radiologist
St. Joseph's Healthcare Hamilton

The Department of Medical Imaging is pleased to be welcoming back Dr. Denny Mathew in November 2024. Dr. Mathew joined the department ranks last year as a MSK fellow at the St. Joseph's Hospital site and we are happy that he is now returning as a faculty member and staff radiologist.

Dr. Mathew is from South Africa and completed his medical training at Stellenbosch University and radiology specialist training at University of Witwatersrand. He worked in private practice for two years prior to his MSK fellowship here in the Department of Medical Imaging, McMaster University.

Interesting fact about Dr. Mathew, he is an identical twin; his twin is also in medicine and is an ophthalmologist! Outside of work, Dr. Mathew enjoys all types of sports, especially rugby. He and his wife have a young son who keeps them both busy. Dr. Mathew states that his biggest goal is to find balance between work and family life where he can continue to grow as a professional, father and husband.

Please provide Dr. Denny Mathew a warm welcome upon his return to our department and the SJH site in November!

Welcome New Administrative Assistant, Diagnostic Imaging, MCH, HHS

Jennifer Halliday, Admin Asst to Dr. John Donnellan, MCH DI Site Chief & Pediatric Radiologists, Hamilton Health Sciences (HHS)



Jennifer Halliday

New Administrative Assistant
MCH DI Site Chief, & Ped Rads
Hamilton Health Sciences

The Department of Medical Imaging is pleased to announce that Jennifer Halliday is the successful candidate to replace Rita DiTullio as the new Administrative Assistant to Dr. John Donnellan, Site Chief of Diagnostic Imaging, and the Pediatric Radiologists at McMaster Children's Hospital, Hamilton Health Sciences.

Jennifer previously worked as the Program Secretary for Diagnostic Imaging at MCH, HHS, supporting Eric Ricker, Manager of Diagnostic Imaging, as well as the DI staff and team. Jennifer is familiar with our pediatric radiologists and looks forward to working with them in her new role!

Congratulations to Jenn! Please help to provide a warm welcome to her!

ANNOUNCEMENTS



Medical Imaging

St. Joseph's
Healthcare  Hamilton

New Chief of Diagnostic Imaging - SJHH

Dr. Srin Harish, Announced as New Chief of Diagnostic Imaging, SJHH



The Department of Medical Imaging is pleased to pass along the announcement that Dr. Srin Harish is the successful candidate as the Chief of Diagnostic Imaging, St. Joseph's Healthcare Hamilton site. Dr. Harish has been an Associate Professor in Medical Imaging since 2011 and has worked as a staff radiologist specializing in MSK and Head & Neck Imaging at SJH since 2006.

"In September 2017, Dr. Harish was appointed Deputy Chief of Diagnostic Imaging at St. Joseph's Healthcare Hamilton. He also held the position of Department Education Coordinator in the Radiology Department at McMaster University from 2010 to 2013. Since 2011, he has been an Associate Professor in the Department of Medical Imaging at McMaster University.

Academically, Dr. Harish has contributed to over 50 publications and is recognized as an invited speaker and author. His educational posters have garnered awards at international conferences. In 2013, he was honored with the Academic Radiologist of the Year award by the McMaster Radiology Department. His commitment to education is evident through his involvement in residency and fellowship programs, where he enhanced training opportunities for trainees and received multiple teaching accolades, including the Excellence in Clinical Teaching Award.

Dr. Harish is highly regarded for his clinical expertise and collegiality, bringing a wealth of clinical experience to his practice. His collaborative relationships have been recognized by the McMaster Orthopedic Department, which awarded him the MacOrtho Unsung Hero Award. He played a pivotal role in implementing a subspecialty practice model in Diagnostic Imaging at St. Joseph's Healthcare Hamilton, addressing the needs of both patients and trainees."

On behalf of the Department of Medical Imaging we are happy to congratulate Dr. Harish on his new appointment as Chief of Diagnostic Imaging at St. Joseph's Healthcare Hamilton effective September 1, 2024! We look forward to working with Dr. Harish in his new role!

St. Joseph's
Healthcare  Hamilton

Thank you Dr. Colm Boylan! Outgoing Chief of Diagnostic Imaging, SJHH



The Department of Medical Imaging would like to recognize and thank Dr. Colm Boylan for his dedication to the Chief of Diagnostic Imaging role at SJHH for the past decade and his unwavering support for our department.

"We extend our deepest gratitude to Dr. Colm Boylan for his longstanding leadership as Chief of Diagnostic Imaging at St. Joseph's Healthcare Hamilton. His unwavering dedication and patient-centered approach have been truly transformative for the department of Diagnostic Imaging. Dr. Boylan has consistently championed innovation and advancements in diagnostic imaging, significantly enhancing patient care. Additionally, Dr. Boylan has been a staunch advocate for women's health, spearheading the adoption of cutting-edge technologies such as Tomosynthesis, MagSeed for biopsies, 3D Breast Ultrasound, and contrast-enhanced imaging. His contributions have not only advanced our diagnostic capabilities but have also profoundly impacted patient outcomes. Dr. Boylan's tenure is marked by his commitment to excellence, and his influence will be felt for years to come. We are deeply appreciative of his service and dedication to St. Joe's, our patients and community."

Dr. Colm Boylan
Outgoing Chief of DI
St. Joseph's Healthcare
Hamilton

JURAVINSKI IMAGING - NEW FELLOWS WELCOME OUTING & END OF YEAR PARTY

On Thursday, July 25th, Imaging Fellowship Site Supervisors from the Juravinski Hospital site, treated the new 2024-2025 JH fellows to a meal and night out at Radius Restaurant in Hess Village! Two new faculty members were also in attendance, Dr. Hadas Benhabib and Dr. Thomas Hu!

A great evening was had by all. Thank you to Dr. Andrea Thomson for her ongoing organization of the JH fellows welcome outing!



Left side - Prasanth Rajan, Andrea Thomson, Brendan Phillips, Nitin Juggath, Stefanie Lee
Right side - Dan Mannina, Scott Tsai, Ameya Kulkarni, Thomas Hu, Hadas Benhabib, Vijay Vijayaharan

The JH Radiologists celebrated the end of the 2023-2024 academic year with a party! The night included outgoing fellow presentations, dinner and drinks. A great time was had by all! Thank you to everyone that attended!



For Your Information...



MCMASTER UNIVERSITY UPDATES/NEWS

[McMaster is a campus for everyone: A message from the President](#)

[Welcome to McMaster: Fall 2024 message from the provost](#)

[McMaster to host event on climate solutions for Canada and the Caribbean](#)

[Home is where the art is](#)

[Undergrads gain nuclear research experience in summer program](#)

[New mental-health resource hub supports Canadians facing wildfires and emergencies](#)

[There's a hot-pink lab decked out like a '50s diner in ABB](#)

[McMaster ranks fourth in Canada in U.S. News & World rankings](#)

[Have you seen the art the department of surgery created?](#)

FACULTY OF HEALTH SCIENCES

[Meet the Faculty of Health Sciences executive leadership team](#)

[Health Sciences first-years experience the excitement of Welcome Week 2024](#)

[Mpox: What this infectious disease physician wants you to know](#)

[Celebrating 50 years of the Health Sciences Archives: A timeline](#)

[Five Health Sciences faculty recognized by Royal Society of Canada](#)



If you feel well, please donate blood: www.blood.ca



YOU DID IT!
CONGRATULATIONS!

Congratulations to Dr. Prasa Gopee-Ramanan on receiving the 'Fellow Teacher of the Year' Award for the 2023-2024 academic year! This award is voted on by the fellows and is awarded on behalf of the fellowship program in the Department of Medical Imaging.

Shout out to Dr. Gopee-Ramanan for his receipt of this award!!!! Great job!

Dr. Prasaanthan Gopee-Ramanan

Assistant Professor, Department of Medical Imaging, McMaster University
Staff Radiologist, Juravinski Hospital, Hamilton Health Sciences



THANK YOU Michelle McCool!

We would like to thank Michelle McCool for her interim part time administrative support in the Department of Medical Imaging. Michelle graciously stepped in, over the summer months to provide administrative assistance to Dr. Julian Dobranowski as Chair.

Michelle is an amazing team player, a fountain of information and has been a great interim addition to our team. We are lucky to have Michelle with us and are so grateful for her administrative prowess and outgoing spirit in our office over the past few months!

SHOUT OUT to all of our amazing DI Administrative Assistants!

The Department of Medical Imaging works collaboratively with the administrative assistants supporting the Diagnostic Imaging Chiefs and Site Chiefs at each of the campus sites. The admins are crucial in helping the academic department in multiple activities including faculty/staff radiologist recruitment and onboarding, the Diagnostic Radiology and Neuro-radiology Residency programs and all of our fellowship programs! They are a constant source of support to medical students, residents and fellows at their respective sites. They definitely deserve a BIG THANK YOU for all of their hard work, just because!



SHOUT OUT to:

- * **Heather Williams**, Administrative Assistant to Chief of DI, Dr. Srinu Harish, St. Joseph's Healthcare Hamilton
- * **Alicia Cassidy-Bernacki**, Administrative Assistant to Chief of DI, Dr. Karen Finlay & Interim Chief of Nuclear Medicine, Dr. Chris Marriott, HHS & SJHH
- * **Ann Riveiro**, part-time Administrative Assistant to the St. Joseph's Healthcare Hamilton Radiologists
- * **Cheney Matteliano**, part-time Administrative Assistant to Diagnostic Radiology Residency Program Director, Dr. Yoan Kagoma
- * **Andja Macesic**, Administrative Assistant to Site Chief of DI-Juravinski Hospital and West Lincoln Memorial Hospital Dr. Christian van der Pol and the Juravinski Hospital Radiologists
- * **Stephanie Galez**, Administrative Assistant to Site Chief of DI, Dr. David Landry and the Hamilton General Hospital Radiologists
- * **Jennifer Halliday**, Administrative Assistant to Site Chief of Peds DI, Dr. John Donnellan and the McMaster Children's Hospital Pediatric Radiologists **new to the team**

Please email me if you have a "Shout Out" to recognize amazing work! howesjov@mcmaster.ca

Recent Publications



Dr. Samuel Stafrace
Associate Professor
Department of Medical Imaging
McMaster University
Staff Pediatric Radiologist
McMaster Children's Hospital
Hamilton Health Sciences

[Collaborating with non-radiological clinical Colleagues](#)

Maria Raissaki , **Samuel Stafrace**, Androniki Kozana, Rutger A J Nievelstein, Georgia Papaioannou
Pediatric Radiol. doi: 10.1007/s00247-024-06027-y. Online ahead of print

[Abdominal imaging in precocious puberty in girls: can imaging determine onset of puberty?](#)

Smets AM, Sofia C, Bruno C, Ključevšek D, Lobo ML, Napolitano M, Ozcan HN, **Stafrace S**, Petit P, Müller LO.

Pediatr Radiol. 2024 Jul 29. doi: 10.1007/s00247-024-05992-8. Online ahead of print. PMID: 39069591

[Update on imaging recommendations in paediatric urology: the European Society of Paediatric Radiology workgroup session on voiding cystourethrography](#)

Damasio MB, Donati F, Bruno C, Darge K, Mentzel HJ, Ključevšek D, Napolitano M, Ozcan HN, Riccabona M, Smets AM, Sofia C, **Stafrace S**, Petit P, Ording Müller LS.

Pediatr Radiol. 2024 Apr;54(4):606-619. doi: 10.1007/s00247-024-05883-y. Epub 2024 Mar 11. PMID: 38467874

[Intussusception reduction methods in daily practice-a survey by the European Society of Paediatric Radiology Abdominal Imaging Taskforce](#)

Meshaka R, Müller LO, **Stafrace S**, Abella SF, Sofia C, Calder A, Petit P, Perucca G.

Pediatr Radiol. 2024 Apr;54(4):571-584. doi: 10.1007/s00247-023-05798-0. Epub 2023 Nov 22. PMID: 37993547: 37993547



[Fever at Time of Leukemia Diagnosis in Children: Predictor of Bloodstream Infection or Catheter Removal?](#)

Muhammad Danish Barakzai, Dalia Bozic, Sumit Gupta, Afsaneh Amirabadi, Michael Temple, George Koshy Chiramel, Dimitri Para, Alessandro Gasparetto, Joao Guilherme Amaral

JVIR. Volume 35, Issue 5 P751-758 May 2024 DOI: 10.1016/j.jvir.2024.02.003

Dr. Danish Barakzai

Assistant Professor
Department of Medical Imaging
McMaster University
Staff Pediatric Radiologist
McMaster Children's Hospital
Hamilton Health Sciences

Recent Publications



[Integrating Clinical and Neuroimaging Markers to Predict the Onset of Posthemorrhagic Ventricular Dilatation in Preterm Neonates](#)

Abdul Aziz Al-Garni, Avneet Mazara, **Nina Stein**, Lawrence Mbaugbaw, Olufemi Ajani, Ipsita Goswami

Pediatric Neurology. Volume 159, October 2024, Pages 4-11. doi:10.1016/j.pediatrneurol.2024.07.005

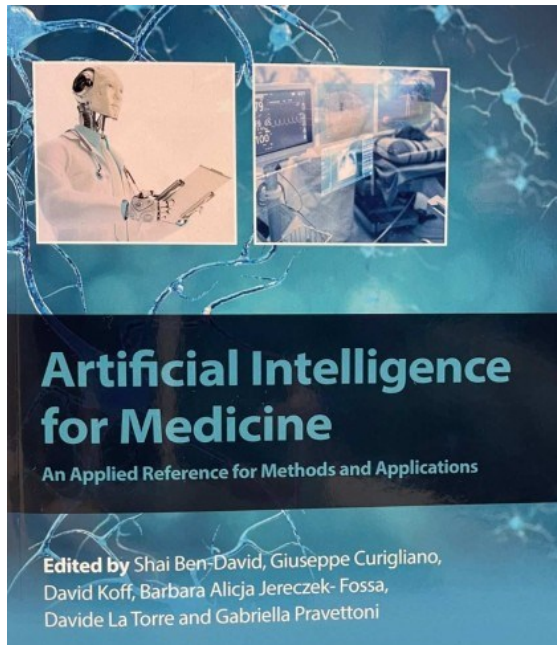
Dr. Nina Stein

Associate Professor, Department of Medical Imaging, McMaster University
Staff Pediatric Radiologist, McMaster Children's Hospital, Hamilton Health Sciences

[Artificial Intelligence for Medicine An Applied Reference for Methods and Applications](#)

Editors: Shai Ben- David, Giuseppe Curigliano, **David Koff**, Barbara Alicja Jereczek-Fossa, Davide La Torre, Gabriella Pravettoni

Elsevier. 1st Edition - March 14, 2024.
Language: English.
Paperback ISBN: 9780443136719
eBook ISBN: 9780443136726



Dr. David Koff

Professor Emeritus
Department of Medical Imaging
McMaster University
Staff Radiologist
Hamilton General Hospital
Hamilton Health Sciences



[CAR/CETARS/CSAR Practice Guideline on Imaging the Adult Patient With Right Lower Quadrant Pain](#)

Tanya Chawla, **Prasaanthan Gopee-Ramanan**, Courtney R. Green, Angus Hartery, Zahra Kassam, Nicolas Murray, Kim-Nhien Vu, Iain D. C. Kirkpatrick

Canadian Association of Radiologists Journal. 2024;0(0).
doi:10.1177/08465371241266568

Dr. Prasaanthan Gopee-Ramanan

Assistant Professor, Department of Medical Imaging, McMaster University
Staff Radiologist, Juravinski Hospital, Hamilton Health Sciences



2nd Annual Holiday Regional Rounds

Last year the Department of Medical Imaging hosted its first in-person Holiday Regional Rounds in the Farncombe Atrium, McMaster University–Health Sciences Centre (aka McMaster Children’s Hospital). It was a welcome event considering Covid lockdowns had finally been lifted and it provided a wonderful opportunity for the department to introduce its new third floor office space to faculty members, learners and colleagues. Attendees were treated to homemade holiday baking, pizza and refreshments and a lucky few took home prizes!

We are currently coordinating the **2nd Annual Holiday Regional Rounds presentation for Monday, December 9th, 2024** and will be sending event details and a ‘Save the Date’ to inboxes soon!

The presentation was such a success last year that we hope to see more of our faculty radiologists, residents, fellows, and admins attend this year! It is an opportunity to meet, mix and mingle with imaging colleagues from all sites and enjoy the exciting “Who Wants to be a Radiologist” presentation developed by Dr. Ali Yikilmaz and hosted by Dr. Milita Ramonas. Three lucky Diagnostic Radiology resident contestants will be in the ‘hot seat’ once again this year.

Stay tuned for the “Save the Date” announcement! We hope you will make this academic holiday event a priority in your calendar and come out to support our residents’ in the ‘hot seat’!

Special In-Person Holiday Regional Rounds

WHO WANTS TO BE A RADIOLOGIST?



Dr. Ali Yikilmaz
Associate Professor,
Department of Medical Imaging,
McMaster University
Staff Pediatric Radiologist,
McMaster Children’s Hospital,
Hamilton Health Sciences



Dr. Milita Ramonas
Associate Professor,
Department of Medical Imaging
McMaster University
Staff Radiologist,
Hamilton General Hospital,
Hamilton Health Sciences

Contestants:
*Which Residents
will be in the
'HOT SEATS'
this year???*









**CANM
ACMN**

The Canadian Association of Nuclear Medicine
Association canadienne de médecine nucléaire

CANADIAN ASSOCIATION OF NUCLEAR MEDICINE NEWSLETTER **“Case of the Month” featuring DR. OLFAT KAMEL HASAN**

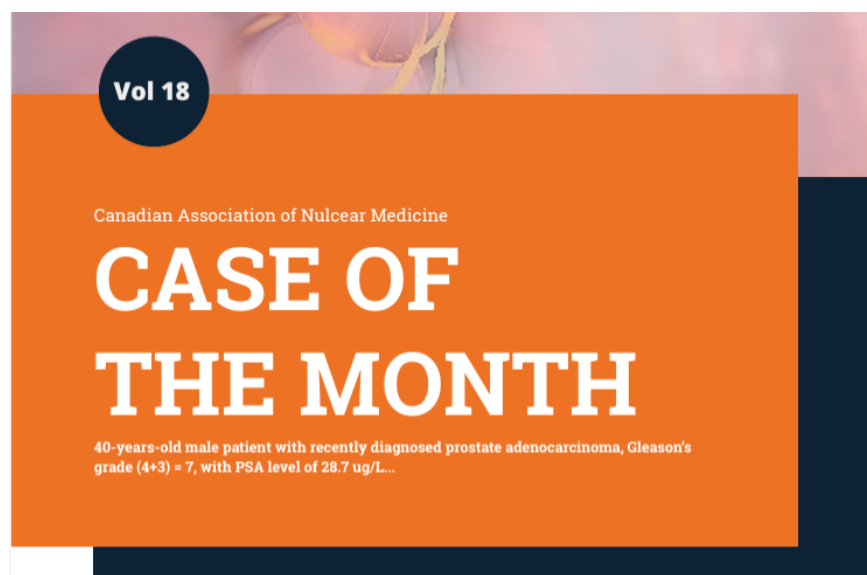
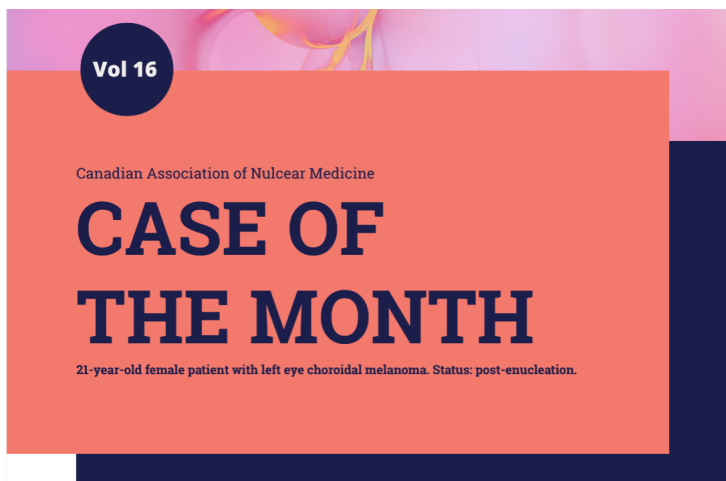


AUTHOR

Dr. Olfat Kamel Hasan, FRCR, FRCPC

Nuclear Medicine and Molecular Imaging Physician
Hamilton Health Sciences and St. Joseph’s Healthcare
Hamilton, Ontario
McMaster University

Dr. Olfat Kamel Hasan, a nuclear medicine physician and Assistant Professor in our department and joint faculty member of the Department of Medicine, has her own “Case of the Month” section in the Canadian Association of Nuclear Medicine Newsletter! Since January 2023, Dr. Kamel Hasan has been providing a new case for readers in the CANM Newsletter. Click on the images below to link to the cases!





Please join us in providing a warm welcome to our new staff members, our new residents and fellows, and new faculty members!



Congratulations to Hilma D’Souza, HHS DI registration clerk, on her retirement on June 28, 2024 after 20 years of service! We hope you are enjoying your retirement!!!

“It was my dream come true when I was hired to work at HHSC on June 17,2004. Ever since then I have had nothing but positive memories. I have experienced so many treasured memories during my tenure which I will cherish forever. I truly appreciate the camaraderie from everyone in DI. I loved and enjoyed my job as it gave me an opportunity to interact with patients. It also made me appreciate how fortunate I am to be blessed with good health.

Words cannot express how thankful I am to be given an opportunity to work with the wonderful DI Clerical team and my Managers who are always caring and supportive. I will miss each one of you as I sit back and reminisce.

I will spend my retirement relaxing, join a recreation club, volunteering and seeing places I want to.

Thanks a million for making my 20 years memorable.”



Left to Right: Andja Macesic, Hilma D’Souza, Noemie Supers



**Hamilton General Rads
Holiday Party
Saturday, December 7, 2024
Details to come!**

**Henderson Radiology Associates
Annual Holiday Party
Saturday, December 18, 2024
Details to come!**

**BREAST
CANCER
AWARENESS**



October is Breast Cancer Awareness Month & Mammograms SAVE LIVES! Mine was one of them! Get checked!!! Movember is up next...grow those mustaches & take time to remember the heroes that fought for our country and freedom this coming Remembrance Day. Lest we Forget. Tori

**DO YOU HAVE A FEATURE,
NEW PUBLICATION,
OR SHOUT OUT TO
SHARE?**

Email: howesjov@mcmaster.ca

**SUBMISSIONS DUE for
WINTER NEWSLETTER:
Monday, November 18th!**