

ACADEMIC CALENDAR...3  
 EDUCATION NEWS.....6  
 ROUNDS..... 18  
 ACADEMIC NEWS .....19  
 SPOTLIGHT.....23  
 AWARDS, HONOURS & RECOGNITION.....34  
 FEATURE.....36  
 THE LAST PAGE.....40

# Medical Imaging



MESSAGE FROM THE CHAIR

Dr. Julian Dobranowski



Medical Imaging



Hamilton Health Sciences



As many of you may be aware we have been going through some staffing changes. Lisa Reid has been seconded to the Department of Pediatrics for a year. I am happy to announce our new Director of Administration, Jacob Brodka, who will replace Lisa for the next year. Jacob starts on Wednesday, June 12th and comes to us from the School of Interdisciplinary Science at McMaster. Welcome Jacob!!

We welcome our new group of PGY 1 Residents, Nika Elmi, David McEvoy, Malcolm Davidson, Katherine McLay, Zenia Michno, Hussain Ghandourah, and Eduardo Almeida.

We welcome new fellows to all of our sites!

We also welcome new faculty members, Dr. Hadas Benhabib and Dr. Thomas Hu (JH), Dr. Will Warnica and Dr. Evan Wilson (HGH), and Dr. Mustafa Abdul-Selam (SJH) joining the Department in July and August.

Our recruitment and onboarding of new faculty continues to be busy and we will be welcoming more fresh faces to our ranks in the fall!

I would like to thank Dr. Brian Yemen for all his years of clinical service at the Juravinski Hospital (formerly Henderson Hospital), Hamilton Health Sciences. Dr. Yemen has officially retired from his clinical service however will continue on as a part time Associate Professor.

I would like to sincerely congratulate all our residency graduates, Dr. Vishal Varma, Dr. Elton Law, Dr. Ginger Chen, Dr. Sunny Gunaseelan, Dr. Charlotte Galienne and Dr. Daniel Manina on their amazing work and achievements over the course of the past five years. On behalf of the department, we wish them all the best in their upcoming fellowships!

We congratulate all our 2023/2024 fellows; Dr. Zehra Isik, Dr. Ajit Kishore, Dr. Samantha Singh, Dr. Mashail Sabir, Dr. Engy Abbas, Dr. Mustafa Sabil, Dr. Denny Mathew, Dr. Arvin Haghghat, Dr. Ranbir Saraon, Dr. Ambreen Zahoor, Dr. Mohamed Al Ajmi, Dr. Anastaceya Hira, Dr. Areen Almasri, Dr. Tahani Alghamdi, Dr. Sofia Ventura, Dr. Rabab Al Mansoori, and Dr. Maryam Al Khouri. We wish them the best of luck as they move to begin and

establish their medical imaging careers throughout the world.

Thank you to our outgoing co-chief residents, Scott Caterine and Brian Wang, and welcome to our two new co-chief residents, Vineeth Bhogadi and Jason Yao!

The department looks forward to being fully staffed in the coming months as the process of hiring continues. I want to thank Tori Howes-Jones for her help and hanging in there these past few months!

Wishing you all a wonderful and safe summer; hoping you get the time to relax and enjoy summer vacations!

All the Best,

*Julian Dobranowski*

*Department of Medical Imaging, McMaster University*  
**ANNOUNCEMENT**

**NEW DIRECTOR OF ADMINISTRATION**

**Jacob Brodka**

Dear Colleagues,

We are pleased to announce that Jacob Brodka will be assuming the role of acting Director of Administration, in the Department of Medical Imaging **effective June 12th, 2024**.

Jacob graduated from McMaster University with a Bachelor of Science Degree, specializing in Life Sciences. Since graduating in 2016, he has assumed several roles across the University in the Office of the Provost, MacPherson Institute, and the Office of the Dean of Science. Jacob currently holds the position of Academic Department Manager III in the School of Interdisciplinary Science, where he has been providing leadership and guidance on strategic planning, financial and HR functions and processes, since 2020.



**Jacob Brodka**  
**Director of Administration**  
Department of Medical Imaging  
Faculty of Health Sciences  
McMaster University

Most notably, Jacob works closely with our partners at the Centre of Integrated and Advanced Medical Imaging (CIAMI) at Mohawk College in his capacity as a key partner in the Medical Radiation Sciences Program, supporting the University's joint-institution administrative structure.

Jacob will be acting as the DOA in Medical Imaging until July 2025, when Lisa Reid's DOA assignment in the Department of Pediatrics concludes.

We are very happy to have Jacob on board and look forward to working with him on various initiatives and projects, in the upcoming months.





# JUNE 2024

| Monday | Tuesday                         | Wednesday                       | Thursday | Friday   |
|--------|---------------------------------|---------------------------------|----------|--|
| 03     | 04                              | 05                              | 06       | 07<br>ANNUAL RADIOLOGY RESIDENT GOLF DAY!<br> |
| 10     | 11                              | 12                              | 13       | 14   |
| 17     | 18<br><i>Visiting Professor</i> | 19<br><i>Visiting Professor</i> | 20       | 21<br>                                      |
| 24     | 25                              | 26                              | 27       | 28   |



**Wishing everyone a fun and safe summer season!**

# JULY 2023

*Happy Canada Day!*

| Monday                     | Tuesday | Wednesday | Thursday | Friday |
|----------------------------|---------|-----------|----------|--------|
| 01<br>HAPPY CANADA<br>DAY! | 02      | 03        | 04       | 05     |
| 08                         | 09      | 10        | 11       | 12     |
| 15                         | 16      | 17        | 18       | 19     |
| 22                         | 23      | 24        | 25       | 26     |
| 29                         | 30      | 31        |          |        |



| Monday                            | Tuesday   | Wednesday | Thursday  | Friday    |
|-----------------------------------|-----------|-----------|---|-----------|
|                                   |           |           | <b>01</b><br><i>Tenure &amp; Promotion<br/> Candidate packages<br/> submitted to FHSFR by<br/> Academic Coordinator</i> | <b>02</b> |
| <b>05</b><br><b>CIVIC HOLIDAY</b> | <b>06</b> | <b>07</b> | <b>08</b>   | <b>09</b> |
| <b>12</b>                         | <b>13</b> | <b>14</b> | <b>15</b>   | <b>16</b> |
| <b>19</b>                         | <b>20</b> | <b>21</b> | <b>22</b>   | <b>23</b> |
| <b>26</b>                         | <b>27</b> | <b>28</b> | <b>29</b>   | <b>30</b> |



*Congratulations!*  
CLASS OF 2024

The Department of Medical Imaging is extremely proud to congratulate our newest residency graduates! Congratulations to **Catherine, Ginger, Elton, Sunny, Dan and Vishal** on their successful completion of the Diagnostic Imaging Residency Program and **ALL PASSING THEIR ROYAL COLLEGE EXAMS!!!!** We wish them all the best in their upcoming fellowships and future radiology careers!



**GINGER CHEN**

*Interventional Radiology  
Fellowship  
Western University*



**CHARLOTTE GALIENNE**

*Neuroradiology Fellowship  
Hamilton General Hospital  
McMaster University*



**ELTON LAW**

*Combined Breast & Body  
St. Joseph's Healthcare  
McMaster University*



**DAN MANNINA**

*Combined Breast & Body  
Juravinski Hospital  
McMaster University*



**VISHAL VARMA**

*Combined Musculoskeletal  
St. Joseph's Healthcare &  
Juravinski Hospital  
McMaster University*



**SUNNY GUNASEELAN**

*Women's Imaging  
University Health Network  
University of Toronto*



The Graduation Celebration and Dinner for our graduating PGY 5 residents took place on Friday, May 10th, at the Ancaster Old Mill. It was a great evening as the graduates received their certificates & residency and fellowship awards were handed out. Thank you to Alex for being the official photographer!

Our award recipients for the 2023/2024 academic year were as follows:

### **Radiology Residency Program Awards**

Dr. Hema Choudur - Excellence in Clinical Teaching Award

Dr. Kelly Ainsworth - Best Academic Half Day Teaching Award  
*Peds GI and GU Tumours*

Dr. Amna Al-Arnawoot - Best Rounds Award

SJH MRI - Best Teaching on a Rotation Award

Dr. Zach Hugh - Fellow Teacher and Mentor Award

Dr. Elton Law & Dr. Vishal Varma - Resident Teacher and Mentor Award

Terry Popowich, SJH - Outstanding Interprofessional Teaching in Radiology Award

### **Neuroradiology Residency Program Award**

Dr. Arun Mensinkai - Best Academic Half Day Teaching Award

### **Fellowship Program Awards**

Dr. Hugh Zach - Fellow Teacher and Mentor Award

Dr. Rabab Al Mansoori - Outstanding Fellow of the Year Award


*Congratulations to all of the graduating residents, our fellows and the award winners!*





# Congratulations!

CLASS OF 2024





# Congratulations!

CLASS OF 2024



# Congratulations!

CLASS OF 2024



# welcome

## WELCOME to the Diagnostic Imaging Residency Program! Introducing our 2024-2025 PGY 1 Residents!

The Diagnostic Imaging Residency Program is excited to announce and introduce the next group of PGY 1 residents starting in our program for the 2024-2025 academic year! Please join us in welcoming the following new residents in the Department of Medical Imaging; Nika Elmi and David McEvoy coming from the undergraduate program here at McMaster; Katherine McLay and Malcom Davidson from University of Toronto, Zenia Michno from University of Manitoba, Hussain Ghandourah from Netherlands, Maastricht University and Eduardo Almeida Universidade de Brasília (UnB) Faculdade de Medicina, Brazil.



**Malcom Davidson**  
CMG  
University of Toronto



**Nika Elmi**  
CMG  
McMaster University



**Katherine McLay**  
CMG  
University of Toronto



**David McEvoy**  
CMG  
McMaster University



**Zenia Michno**  
CMG  
University of Manitoba



**Hussain Ghandourah**  
Gulf-Funded Resident  
Maastricht University (UM),  
The Netherlands



**Eduardo Pimenta Ribeiro**  
Pontes Almeida  
IMG  
Universidade de Brasília (UnB)  
Faculdade de Medicina

## **NEW CO-CHIEF RESIDENTS! Vineeth Bhogadi & Jason Yao!**

### **THANK YOU, SCOTT CATERINE & BRIAN WANG, OUTGOING CO-CHIEFS!**

The Department of Medical Imaging and the Diagnostic Imaging Residency Program are excited to announce the next two new Co-Chief Residents for 2024-2025! Congratulations and thank you to Dr. Vineeth Bhogadi and Dr. Jason Yao! Vineeth and Jason began their term as co-chief radiology residents on May 1st, 2024, continuing until April 30th, 2025.



**Vineeth Bhogadi**  
New Co-Chief Resident



**Jason Yao**  
New Co-Chief Resident

A big thank you to Dr. Scott Caterine and Dr. Brian Wang, our two outgoing Co-Chiefs! Scott and Brian's term ended on April 30th, 2024 and their leadership and dedication to their co-chief appointments was greatly appreciated. Acting as co-chief resident is not an easy task! Scott and Brian were committed and did an excellent job to support our program and residents this past year. THANK YOU!



**Scott Caterine**  
Outgoing Co-Chief Resident



**Brian Wang**  
Outgoing Co-Chief Resident

# MEDICAL IMAGING RESEARCH DAY 2024

The Department of Medical Imaging's Research Day 2024 was a great success! We would like to thank our Research Day Coordinator, Dr. Steffan Frosi Stella, our Associate Co-Chairs of Research and hosts, Dr. Mike Noseworthy and Dr. Katherine Zukotynski, for keeping things moving along on time and organized! We are extremely grateful to our judges, Dr. Nina Stein (Medical Imaging, McMaster University), Dr. Marcin Wierzbicki (Interdisciplinary Science, McMaster University), Dr. Birgit Ertl-Wagner (Diagnostic & Interventional Radiology, Hospital for Sick Children), for taking the time out of their busy schedules to participate in our Medical Imaging Research Day and for their deliberations to select our winners! A big thanks goes out to our guest speaker, Dr. Birgit Ertl-Wagner. Of course, this day could not have happened without support from Kelly van Staaldinuen, Project Coordinator! We especially thank all of our attendees for joining in-person and virtually and hope you join us once again for this event in 2025!

Last but certainly not least and MOST importantly, we thank all of the undergraduates, graduates, residents, and fellows that submitted and shared their research! Congratulations to all of the presenters and winners!

## UNDERGRADUATE CATEGORY

### **1st Place - Rod Parsa**

*Meeting the face behind the medical images: Virtual diagnostic radiology consultation clinics to improve patient experience*

### **2nd Place - Xinye Lu**

*Pushed to the edge of burnout: are the number of images requiring interpretation increasing in pediatric radiology?*

## GRADUATE CATEGORY

### **1st Place - Bhanu Sharma**

*Resting state functional brain activity differs by sex in pediatric concussion*

### **2nd Place - Calvin Zhu**

*Is Our Attention Misplaced? Comparing ROIs Generated by Deep Learning Models to Radiologist Annotations*

## RESIDENT CATEGORY

### **1st Place - Alex Koziarz**

*Diagnostic accuracy of SPECT for mild traumatic brain injury: a systematic review and meta-analysis*

### **2nd Place - Sami Adham**

*Is MRI Accurate in Assessing Nodal Disease in Pancreatic Ductal Adenocarcinoma?*

## FELLOW CATEGORY

### **1st Place - Annastaceya Hira**

*Preliminary findings of Abbreviated Ultrasound Protocol for Pediatric Appendicitis*

### **2nd Place - Engy Abbas**

*Pancreas Head Ductal Adenocarcinoma: What is the likelihood of Improving confidence to detect resectable tumors using Radiomics features versus NCCN criteria alone?*

# MEDICAL IMAGING RESEARCH DAY 2024





# Medical Imaging Faculty Hub

The new Faculty Hub is an internal home for Medical Imaging faculty to visit for additional information and resources, such as:

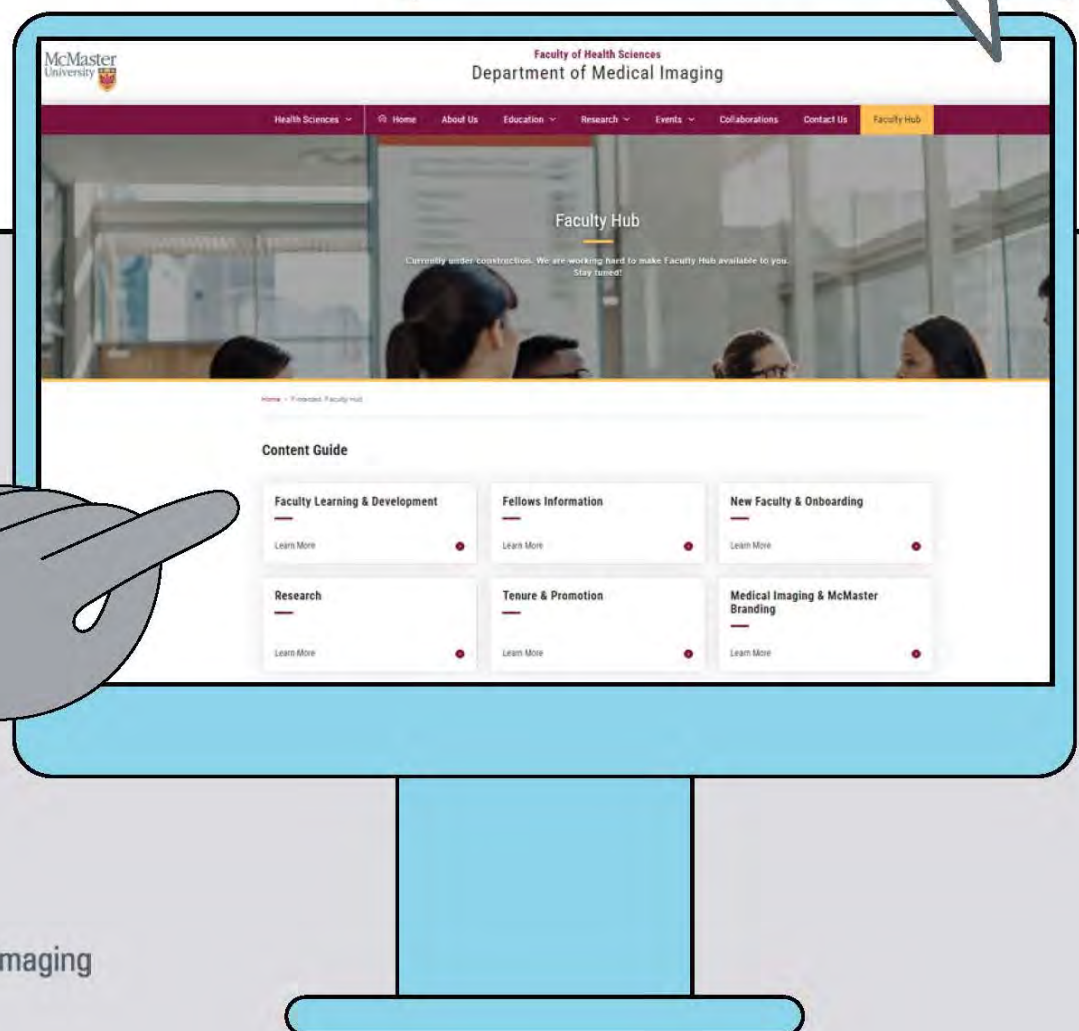
- ✓ Faculty Learning & Development
- ✓ Fellows Information
- ✓ New Faculty & Onboarding
- ✓ Research
- ✓ Tenure & Promotion
- ✓ Medical Imaging & McMaster Branding

## Faculty Hub Link:

<https://radiology.mcmaster.ca/faculty-hub/>

## Faculty Hub Password:

Medical\_Imaging3\*



# VISITING PROFESSOR SERIES

In-person and on Zoom



**HEALTH SCIENCES**  
Medical Imaging

**Visiting Professor Series**

IN PERSON  
& ZOOM  
AVAILABLE!



## Robert Lambert – MD FRCPC

Professor, Department of Radiology & Diagnostic Imaging, University of Alberta – Edmonton, Alberta



**ZOOM PRE-REGISTRATION LINK:**

[CLICK HERE](#)

### Tuesday, June 18, 2024 - 6:00 pm. (EST)

\*\*Campbell Auditorium – SJH – Hamilton, Juravinski Tower, Level 2 – Room T2202 \*\*

#### Dr W Peter Cockshott Lecture - *Sacroiliitis - the Pith and the Myth*

- Review of SI joint anatomy, the clinical presentation and pathophysiology of spondyloarthritis (SpA).
- A review of the common MRI appearances of sacroiliitis with a focus on pitfalls of interpretation and differential diagnosis.
- Review of imaging protocols for MRI of the SIJ including the recent publication of ASAS/SPARTAN for the 'minimum requirements for an SIJ protocol'.

### Wednesday June 19 - 7.30 am (EST)

\*\*Campbell Auditorium – SJH – Hamilton, Juravinski Tower, Level 2 – Room T2202 \*\*

#### Rheumatology Alphabet Soup - CRMO-SAPHO-SCCH and PMR - Insights into Reactive Osteitis and some complex Rheumatology cases.

- Review of uncommon conditions that are often difficult to diagnose both clinically and radiologically. Examples are provided from practice and from the literature. A unifying concept of Reactive Osteitis is discussed.
- Insights are presented into distinguishing late-onset Polymyalgia Rheumatica from Spondyloarthritis.

### Wednesday June 19 – 530-700 pm (EST)

\*\*Campbell Auditorium – SJH – Hamilton, Juravinski Tower, Level 2 – Room T2202 \*\*

#### Spondylo-arthritis and Differential Diagnosis Workshop

- This workshop is about the interpretation of findings in the context of a variety of clinical scenarios plus the clinical application of radiology results and how they may alter clinical decision making.
- Clinical scenarios are presented with potential different outcomes depending on the imaging findings, and vice versa - radiology scenarios are presented with potential different outcomes depending on the clinical situation.



# VISITING PROFESSOR SERIES

In-person and on Zoom

*Save the Date! Next Visiting Professor Rounds...*

**Tuesday, June 18th & Wednesday, June 19th**

**Dr. Robert Lambert**

**Details to be sent to your inboxes for Registration!**

thank  
you!



## MARCH VISITING PROFESSOR

**Tanya Chawla, MRCP, FRCR, FRCPC**

Assistant Professor,  
Division Head, Abdominal Imaging  
University of Toronto  
Staff Radiologist, Mount Sinai Hospital  
Toronto, Ontario



## APRIL VISITING PROFESSOR

**Anat Kornecki, MD, FRCPC**

Associate Professor,  
Department of Medical Imaging  
Schulich School of Medicine & Dentistry  
Western University  
London, Ontario



## MAY VISITING PROFESSOR

**Daria Manos, MD, FRCPC**

Professor Department of Diagnostic Radiology  
Education Associate Head & Thoracic Imaging Head  
Dalhousie University  
Halifax, Nova Scotia

**Thank you to Dr. Tanya Chawla** for her March Visiting Professor series presentations on Abdominal Imaging. Dr. Chawla presented topics on, *“Imaging in Female Infertility”*, *“Impact of New Era Oncological Therapy on the GI Tract”*, and *“Pitfalls in Gynecological Imaging”*.

**Thank you to Dr. Anat Kornecki** for her April Visiting Professor series presentations. Dr. Kornecki presented topics on, *“All That Glitters: CEM vs MRI”*, *“Appropriate Use of BI-RADS 3 Lesions Detected by Ultrasound”*, and *“Imaging and Pathology Correlation”*.

**Thank you to Dr. Daria Manos** for her May Visiting Professor series presentations. Dr. Manos presented topics on, *“Acute and Chronic Inflammatory Patterns of the Lung”*, *“Practical Approach to Micronodular Lung Disease”*, and *“Missing the Point: Lung Nodule Imaging Errors in 2024”*.

# MEDICAL IMAGING REGIONAL ROUNDS

Next upcoming Rounds on

**September 2024!**

**BREAST IMAGING**

Flyer and Registration Details to be sent to Inboxes!

**THANK YOU TO OUR PRESENTERS - May Rounds**

**Extracranial Carotid Artery Assessment: Ultrasound and CT**

**Kaylana Parente**  
BMRS, DMS, RVT  
Ultrasound Technologist  
Hamilton General Hospital  
Hamilton Health Sciences

**Dr. Sultan Yahya**  
MBBS, FRCPC, DABR  
Term Staff  
Neuroradiologist  
Hamilton General Hospital  
Hamilton Health Sciences

**Stefan Pagliuso**  
PT, MPT, B.A. Kin(Hon.)  
Regional Stroke Program Director  
Central South Regional Stroke Network  
Hamilton Health Sciences

**Objectives**

1. Review normal carotid ultrasound protocol with emphasis on image optimization
2. Discuss plaque characteristics and proper documentation of stenosis
3. Discuss CTA quantification of carotid stenosis, and review pathologic mimics of atherosclerotic disease
4. Evaluate post-operative imaging in relation to stents and endarterectomy

**Medical Imaging Regional Professor Rounds**  
May 23rd, 2024 | 5:30 p.m.

We would like to thank Kaylana Parente, HGH Ultrasound Technologist, Stefan Pagliuso, Regional Stroke Program Director, and Dr. Sultan Yahya, HGH Neuroradiologist for their May Medical Imaging Regional Rounds presentation on, "Extracranial Carotid Artery Assessment: Ultrasound and CT".

Stefan Pagliuso started by providing important information on the Regional Stroke Program for our area, while Kaylana Parente and Dr. Yahya gave an extraordinary presentation on this topic which attendees were extremely impressed. We had multiple requests for the recording of this rounds from all over the province.

Thank you to all of the attendees at May's Regional Rounds; thanks to our all of our admins for helping to send the flyers! The **next RR's will take place in September on Breast Imaging!** Wishing you all a fun, safe summer season!

# Radiology Rounds by Site 2024

|   | MONDAY   | TUESDAY   | WEDNESDAY   | THURSDAY  | FRIDAY   |
|---|--|---|---|---|--|
| <b>ALL SITES</b>  |  | <b>1700 Peer Learning Rounds (2nd Tuesday/mth) ON HOLD</b>  |   |   |  |
| <b>JURAVINSKI HOSPITAL AND CANCER CENTRE</b>  | <p><b>0800</b> Resident Rounds</p> <p><b>1230</b> GI DST Rounds (Zoom)</p> <p><b>1400</b> GIUP Rounds (JCC)</p> <p><b>1600</b> Gyne/Onc Rounds (Zoom)</p>  | <p><b>0815</b> MSK ROUNDS (Zoom)</p> <p><b>1200</b> Rad/Path Breast Rounds (@ BAC)</p>  | <p><b>0800</b> Resident Rounds</p> <p><b>0800</b> Multidisciplinary Breast Rounds DST (3-88-JCC)</p>  | <p><b>0700</b> Hepatobiliary Rounds (Zoom)</p> <p><b>0900</b> CNS Tumor Board</p> <p><b>1000</b> Neuro Onc Rounds (Fellows)</p> <p><b>1200</b> Resident Rounds</p> <p><b>1230</b> Sarcoma Rounds (Zoom)</p>                                     | <p><b>0800</b> Resident Rounds (all rounds in DI Conference Rm)</p> <p><b>1100</b> Head/Neck Rounds JCC</p> <p><b>1200</b> Interesting Case Rounds</p> |
| <b>HAMILTON GENERAL HOSPITAL</b>  | <p><b>1200</b> Resident Rounds</p>   | <p><b>0700</b> Spine Rounds</p> <p><b>0800</b> Regional Cardiology Rounds (David Braley Centre, General Campus, Auditorium)</p> <p><b>0815</b> MSK Tumor Rounds (DI Classroom)</p> <p><b>1200</b> Resident Rounds</p> <p><b>1200</b> Stroke &amp; Neurovascular Rounds (DI Classroom, Rm 2-158)</p> <p><b>1600</b> Trauma Rounds (Theatre Auditorium) M&amp;M Rounds 1st Tues. of month</p> | <p><b>0730</b> Vascular Rounds (5N Teaching Room)</p> <p><b>0800</b> Arrhythmia Rounds (Theatre Auditorium)</p> <p><b>1230</b> M&amp;M Rounds (DI Classroom) set once a month</p> | <p><b>0800</b> Stroke Rounds (David Braley Centre, General Campus, Auditorium)</p> <p><b>0800</b> CNS Tumor Rounds (DI Classroom) once a month</p> <p><b>1130</b> Neuro Academic Half-Day Rounds</p> <p><b>1230</b> Interesting Case Rounds</p> | <p><b>0800</b> Neuroscience Rounds (David Braley Centre, General Campus, Auditorium)</p> <p><b>1200</b> Resident Rounds</p>                            |
| <b>MCMASTER UNIVERSITY MEDICAL CENTRE</b>   | <p>Pediatric Resident Rounds</p> <p><b>**NOTE:</b> Pediatric Resident Rounds are scheduled on a month by month basis - day/time is not always the same**</p> <p><b>0800</b> Pediatric Tumor Board (Every 2nd week – 3F)</p>  | <p><b>1200</b> Adult Hot Seat Resident Rounds</p> <p><b>1200</b> PVA Vascular Rounds (1st Tues. of the month)</p> <p><b>1300</b> Neuro-oncology Rounds (3F)</p> <p><b>1300</b> Rheumatology (2nd Tues. of each month)</p>   | <p><b>0800</b> Adult GI Rounds (Room 2S32)</p> <p><b>1200</b> CPEP-Seizure Rounds (2nd Wed of the month)</p>  | <p><b>0800</b> Surg/Rad/Path (SRP) Rounds (3rd Thursday of each month—Room 2S32)</p> <p><b>0900</b> Respiratory Rounds (2nd Thursday of each month)</p> <p><b>1200</b> Adult Hot Seat Resident Rounds</p>                                       | <p><b>1200</b> GI Ped Rounds (Room 2S32—Every other Friday)</p> <p><b>1200</b> Pediatric Neuro-radiology Rounds (Room 3N50)</p>                        |
| <b>ST. JOSEPH'S HEALTHCARE HAMILTON</b><br><small>(All rounds in DI Conference Room TO102 unless otherwise specified)</small> | <p><b>0730</b> Angio Access for Transplant Rounds (feasible Mon. bimonthly)</p> <p><b>1200</b> Ultrasound Rounds (feasible Monday of each month)</p> <p><b>1200-1300</b> MSK Radiology Rheumatology Rounds</p> <p><b>1300-1400</b> Resident Rounds</p> <p><b>1630-1730</b> Thyroid MCC Rounds (2nd Monday of each month) Head &amp; Neck MCC Rounds (4th Monday of each month)</p> | <p><b>0800-0900</b> Vascular Difficult Access Rounds (1st Tuesday of each month)</p> <p><b>1200-1300</b> Fellows Journal Club (1st Tuesday of each month)</p> <p><b>1300-1400</b> Resident Rounds</p> <p><b>1630-1730</b> Genitourinary MCC Rounds (1st and 3rd Tuesday of every month)</p>   | <p><b>1200-1300</b> MSK Radiology Rheumatology Rounds (every Wednesday)</p> <p><b>1300-1400</b> Resident Rounds</p>   | <p><b>0730-0800</b> Colorectal Rounds</p> <p><b>0800-0900</b> Breast Pathology Rounds</p> <p><b>1200-1300</b> MRI Rounds (1st Thursday of every month)</p> <p><b>1300-1400</b> Resident Rounds</p>  | <p><b>0800-0900</b> Interesting Case Rounds</p> <p><b>1200-1300</b> Lung MCC Rounds</p> <p><b>1300-1400</b> Resident Rounds</p>                        |

## Office Hours with Christian van der Pol: The skills of a diagnostic sleuth



**Dr. Julian Dobranowski**  
New Provincial Lead - Cancer Imaging  
Clinical Council Member  
Ontario Health  
Chair and Professor  
Department of Medical Imaging  
McMaster University  
Chief of Diagnostic Imaging  
Niagara Health System

**Dr. Christian van der Pol**  
Associate Professor  
Department of Medical Imaging  
McMaster University  
Site Chief & Staff Radiologist  
Diagnostic Imaging Department  
Juravinski Hospital  
Hamilton Health Sciences



**June 4, 2024 - Ontario Health announces Dr. Julian Dobranowski as the new Provincial Lead for Cancer Imaging** in Ontario and Clinical Council Member.

Links to the Ontario Health announcements are below.

<https://www.ontariohealth.ca/about-us/our-work/our-stories/welcoming-new-provincial-head-medical-imaging>

<https://www.ontariohealth.ca/about-us/our-people/clinical-leadership>

**Juravinski donation of \$5.1M to aid studies on better models for child, integrated care**

<https://globalnews.ca/news/9654988/juravinski-donation-5-million-child-integrated-care/>

## **MacEssentials Tutor Training Workshop—June 19th, 2024**

UGME is excited to offer another round of MacEssentials Tutor Training! Physicians interested in becoming a tutor in the MD Program are required to complete e-modules and attend a 1.5 hour complementary synchronous virtual workshop.

For more information and how to register for our next workshop on June 19<sup>th</sup> at 6 pm please visit:

<https://www.medportal.ca/ug/mf/administration-tutors/macessentials-tutor-training>.

Don't miss out on the opportunity to enhance your tutoring skills with MacEssentials Tutor Training and earn academic credit in undergraduate medical education.



## thinkTank

**STRUGGLING WITH YOUR RESEARCH PROJECT?**  
EDUCATION SCHOLARS WORKING ON A PROJECT  
OR RESEARCH DESIGN CAN REQUEST A CONSULT.

OUR EXPERT PANEL WILL HELP YOU NAVIGATE CHALLENGES,  
REFINE METHODOLOGIES, AND ELEVATE  
YOUR RESEARCH TO NEW HEIGHTS!  
APPLICATIONS ARE ON A ROLLING BASIS.

**REQUEST A CONSULT TODAY!**





Medical Imaging



On Sunday, April 14, 2024, **Dr. Ramiro Larrazabal**, Associate Professor moderated the latest 'Synergy Series', a collaborative online webinar program for residents and practicing radiologists, between the Department of Medical Imaging at McMaster University, Hamilton Health Sciences and the Indian College of Radiology and Imaging.

Thank you to **Vineeth Bhogadi**, PGY 4 and new Co-Chief Resident in the Diagnostic Imaging Residency Program, for his presentation on 'The Jugular Foramen: Approach to Tumoral Pathologies'.

Thank you to **Dr. Hema Choudur** for her help in organizing this collaborative series with the India College of Radiology and Imaging and our department, as well as Dr. Ramiro Larrazabal as host and moderator.

Thank you especially to all of the panelists, speakers and attendees! This was a well received event and the Department of Medical Imaging looks forward to future collaborations!

**ICRI Meets McMaster University Synergy Series**

Program for Residents & Practising Radiologists

Organized by  
Indian College of Radiology and Imaging  
with  
McMaster University & Hamilton Health Sciences

Online Webinar

Sunday  
14th April, 2024

0700-0847 HRS  
1630-1817 HRS

Click here to Join <http://icri.vidocto.com/>

**Dr A Anbarasu**  
Chairman, ICRI

**Dr V N Varaprasad**  
President, IRIA

**Dr Murali Krishna**  
Secretary General, IRIA

**Dr Amit Disawal**  
Secretary, ICRI

**Dr. Sikandar Shaikh**  
Coordinator & Vice Chairman, ICRI

**Dr Ramiro Larrazabal**  
Moderator, Associate Professor, McMaster University

*Scientific Program*

| Timings     | Topic       |   |
|-------------|-------------|---|
| 07:00-07:30 | 16:30-17:00 | <b>Current Use of CT Perfusion in Acute Stroke Mgmt</b><br><b>Luciana Catanese</b><br>MD, Vascular Neurologist, Hamilton Health Sciences Associate Professor of Medicine (Neurology), McMaster University |
| 07:30-07:50 | 17:00-17:20 | <b>NICE Lesions (Case Presentation)</b><br><b>Max Som</b><br>MD, INR Fellow McMaster University   |
| 07:50-8:20  | 17:20-17:50 | <b>Imaging Anatomy of Neck Lymph Nodal Stations</b><br><b>Mandeep Ghuman</b><br>MD Neuroradiologist St. Joseph's Healthcare Assistant Professor of Radiology McMaster University                          |
| 08:20-08:35 | 17:50-18:05 | <b>The Jugular Foramen: Approach to Tumoral Pathologies (Poster Section)</b><br><b>Vineeth Bhogadi</b><br>MD PGY3 Diagnostic Radiology McMaster University Hamilton, ON, Canada                           |
| 08:35-08:47 | 18:05-18:17 | <b>Leigh Syndrome (Case Presentation)</b><br><b>Zehra Hasiloglu</b><br>MD Clinical Fellow, Neuroradiologist Department of Medical Imaging McMaster University   |

# ANNOUNCEMENTS



Medical Imaging

*End of an ERA! Dr. Brian Yemen has left the JH building!*

**Dr. Brian Yemen has officially retired from Juravinski Hospital, Hamilton Health Sciences**




It is the end of an era in the Diagnostic Imaging Department at Juravinski Hospital (formerly Henderson Hospital) as Dr. Brian Yemen has officially retired! On behalf of the Department of Medical Imaging we wish Dr. Yemen all the best in his clinical retirement but are excited to have him remain on as a part time Associate Professor in the academic department!

Dr. Yemen has been a fixture in the clinical and academic departments for many years. He has taught hundreds of postgraduate learners and has helped to shape many as a mentor. We are extremely pleased that he wants to remain teaching in the academic department with plans to focus on undergraduate medical student education and continuing professional development activities for our faculty members.

Dr. Yemen, we wish you all the best in your retirement from your clinical practice!

Dr. Yemen was celebrated at the JH DI site last month and at a recent Juravinski Radiologist dinner event sending off both Dr. Dhamanaskar and Dr. Yemen!



# ANNOUNCEMENTS



Medical Imaging

## *New Faculty Radiologists, Welcome to the Department!*

### Dr. Hadas Benhabib - JH Musculoskeletal Radiologist - July 1st, 2024



**Dr. Hadas Benhabib**

New Assistant Professor  
Department of Medical Imaging  
McMaster University  
Associate Staff MSK Radiologist  
Juravinski Hospital  
Hamilton Health Sciences


Please join the Department of Medical Imaging in welcoming Dr. Hadas Benhabib to our faculty complement! Dr. Benhabib specializes in musculoskeletal imaging and will be joining the Juravinski Hospital team at the beginning of July!

Dr. Benhabib began her educational pursuits in the Department of Human Biology, Genes, Genetics and Biotechnology Specialist Program at the University of Toronto receiving a bachelor's degree with honours in 2012. She continued this path receiving a master's degree in the Department of Molecular Genetics, University of Toronto (2014). Dr. Benhabib went on to complete her medical doctorate in 2018 from Queen's University in Kingston, Ontario. She returned to the University of Toronto and completed her residency in Diagnostic Radiology and is currently completing a Musculoskeletal Imaging fellowship ending in June of this year. Dr. Benhabib has been working as a locum radiologist at the Albany Medical Clinic in Toronto since August 2023.

Dr. Benhabib's research interests lie in radiogenomics, which allows her to combine her two passions of radiology and molecular genetics. Outside of work, she enjoys an active lifestyle, playing various sports and enthusiastically supporting the Toronto Maple Leafs, Raptors, and now the Ticats! Dr. Benhabib also loves cake decorating and experimenting with new dessert recipes that she loves to share with her colleagues!

Welcome Dr. Hadas Benhabib to our "RAD" faculty and clinical team at Juravinski Hospital!

### Dr. Thomas Xu - JH Body Radiologist - July 1st, 2024



**Dr. Thomas Hu**

New Assistant Professor  
Department of Medical Imaging  
McMaster University  
Associate Staff Body Radiologist  
Juravinski Hospital  
Hamilton Health Sciences

The Department of Medical Imaging is pleased to welcome former McMaster medical student, Dr. Thomas (Xiaotian) Hu! Dr. Hu joined the clinical department at the Juravinski Hospital site earlier this year and will be starting his appointment as a faculty member on July 1st.

Dr. Hu completed his medical doctorate at the Michael DeGroot School of Medicine at McMaster University in 2018. He went on to complete his residency in Diagnostic Radiology from McGill University in June 2023 and has completed an Abdominal Imaging and Interventions fellowship from Harvard University at the Beth Israel Deaconess Medical Centre in Boston, Massachusetts. During residency, Dr. Hu had the opportunity to gain experience as a radiologist during his residency program by providing locum coverage in rural community hospitals in New Brunswick.

Dr. Hu is extremely happy to be back at McMaster University, where he completed his MD, and is happy to be able to teach the undergraduate medical student population where he was once a learner.

Please join us in providing a warm welcome to Dr. Thomas Hu! Welcome to the faculty and team at the Juravinski Hospital site!



# ANNOUNCEMENTS



Medical Imaging

## *New Faculty Radiologists, Welcome to the Department!*

### Dr. William Warnica, HGH Body-Breast Radiologist - July 1st, 2024



**Dr. Will Warnica**

New Assistant Professor  
Department of Medical Imaging  
McMaster University  
Associate Staff Radiologist  
Hamilton General Hospital  
Hamilton Health Sciences

The Department of Medical Imaging is very happy to welcome former McMaster medical student and fellow, Dr. Will Warnica, to our faculty complement in July!

Dr. Warnica completed his medical doctorate at the Michael DeGroote School of Medicine at McMaster University in 2017. He continued with a residency in Diagnostic Radiology in the Department of Medical Imaging at the University of Toronto in 2022 and returned to McMaster to complete a Breast and Cross-Sectional Imaging fellowship at the Juravinski Hospital and Cancer Centre site (2023). Dr. Warnica is currently working as a locum staff radiologist at the Hamilton General Hospital, Hamilton Health Sciences, specializing in body imaging and as a Teleradiologist for the Brantford Community Healthcare System via Complete Radiology Coverage.

Dr. Warnica is thrilled to remain in Hamilton and to be working at the Hamilton General Hospital site. In his spare time, he loves to explore Hamilton and the surrounding area. He enjoys hiking, gardening, and being outdoors and also loves playing the piano!

Please join us in providing a warm welcome to Dr. Will Warnica! It's like he never left!

### Dr. Evan Wilson, HGH Neuroradiologist- July 1st, 2024



**Dr. Evan Wilson**

New Assistant Professor  
Department of Medical Imaging  
McMaster University  
Associate Staff Neuroradiologist  
Hamilton General Hospital

We are excited to welcome back one of our own Diagnostic Radiology Residency graduates, Dr. Evan Wilson! Dr. Wilson is joining the neuroradiology team at the Hamilton General Hospital site and will be working with many familiar faces and former mentors!

Dr. Wilson started his post-secondary education completing his bachelor's degree with honours in Life Science (2013) and a master's degree in Anatomical Science (2015) from Queen's University, Kingston, Ontario. Dr. Wilson continued his academic pursuits and obtained his medical doctorate from McMaster University in 2018 and remained on campus to complete the Diagnostic Radiology Residency program in our department in which he served as co-chief resident during his PGY 4 year, and graduating in 2023. Dr. Wilson recently completed his PGY6 Neuroradiology Residency from the University of Toronto and is working as a locum tenens staff radiologist for the Brant Community Healthcare System.

Dr. Wilson is originally from Thunder Bay, Ontario and has a passion and interest in teaching and education. He looks "forward to contributing to the great residency and fellowship training at McMaster". Dr. Wilson's hobbies include swimming, hiking and basketball.

We look forward to having Dr. Wilson return as a faculty member, please join us in providing him a warm welcome back!

# ANNOUNCEMENTS



Medical Imaging

## *New Faculty Radiologists, Welcome to the Department!*

### **Dr. Mustafa Abdul-Selam, SJH Cardiothoracic/Cross-Sectional - August 5th, 2024**



**Dr. Mustafa Abdul-Selam**  
New Assistant Professor  
Department of Medical Imaging  
McMaster University  
Associate Staff Radiologist  
St. Joseph's Healthcare Hamilton

We would like to welcome Dr. Mustafa Abdul-Selam, to the St. Joseph's Healthcare Hamilton site! Dr. Abdul-Selam specializes in cardiothoracic and cross-sectional imaging.

Dr. Abdul-Selam completed his Bachelor of Medicine and Bachelor of Surgery (MBBS) in 2011 at the International University of the Health Sciences, St. Kitts and Nevis, West Indies. He went on to complete a Cardiovascular Research Fellowship in the Joint Department of Medical Imaging, University of Toronto. Dr. Abdul-Selam continued to further his education by completing his Master of Medical Science at the Institute of Medical Science, University of Toronto in 2018. From 2018-2023, Dr. Abdul-Selam was a resident in the Diagnostic Radiology Residency Program at the University of Toronto, serving as Chief Resident from 2020-2022, and graduated in June 2023. While completing his residency program he received his Licentiate of the Medical Council of Canada (LMCC) in 2021 and successfully wrote the core exam to receive his American Board of Radiology (ABR) distinction in December 2022. Following the completion of his residency program, Dr. Abdul-Selam successfully completed both the written and applied Royal College Diagnostic Radiology exams (2023). He is currently completing a Cardiothoracic Imaging Fellowship with University Health Network, University of Toronto in which he is exposed to six months of cardiac imaging, six months of chest imaging including chest biopsies.

In his spare time, Dr. Abdul-Selam likes to go biking and climbing and is also interested in competitive sports such as soccer. He has interests in anatomy, performing procedures and collaborating with his colleagues. Please join us in providing a warm welcome to Dr. Mustafa Abdul-Selam as a new faculty member at the St. Joseph's Healthcare Hamilton site.



### **DR. GERARD "GERRY" GILL - In Memoriam**

It is with heavy hearts that we announce the passing of Dr. Gerard "Gerry" Gill on June 1, 2024. Dr. Gill was an interventional radiologist at McMaster University and Hamilton Health Sciences and taught many of our undergraduate medical students and residents. Our thoughts and prayers go out to his family, friends and former colleagues.

*"Jerry's career as an interventional radiologist provided him with great personal fulfilment, as he once told his daughter that he enjoyed "solving the puzzle" of what was going on inside his patients. He enjoyed working with trainees and groups were often invited out to the house for dinner, with a dish the family dubbed "Medical Student Chicken" usually on the menu. He completed his entire career at McMaster University / Hamilton Health Sciences, was the Chair of the Department of Radiology for a term and continued into retirement by taking locums at hospitals in Dunnville, West Haldimand and Sioux Lookout - where he was presented with the most beautiful and treasured custom-made and beaded moccasins by the Radiology staff in appreciation of his service*

*In honour of Jerry, donations may be made to The Owl Foundation [www.theowlfoundation.ca](http://www.theowlfoundation.ca) or Chalice [www.chalice.ca](http://www.chalice.ca).  
A Celebration of Life is to follow at a future date.  
Condolences may be left at [www.circleoflifecbc.com](http://www.circleoflifecbc.com) "*

# ANNUAL RESIDENT GOLF DAY



The Residency Program's Annual Resident Golf Day Best Ball Tournament took place on Friday, June 7th, 2024 at Chippewa Creek Golf Course! It was a great day, filled with a lot of fun, laughs and some golf too!

**A BIG thank you to Scott Caterine**, outgoing Co-Chief Resident, for his organization of this annual event again this year and to his right hand man, Tyler Robinson! Scott and Tyler truly made this day possible for everyone and they were amazing hosts for the day! Thank you to the Rads that came out to play, Dr. Ian Moffat, Dr. David Landry, Dr. Patrick Kennedy, Dr. Euan Stubbs and Dr. Yoan Kagoma!

This event would not take place without the support of our sponsors, Greg Muldoon, a long-time friend and sponsor of the program from Mandeville Private Client Inc., the Royal Bank of Canada (RBC), and of course, all of the radiologist groups at each of the sites. Thank you for making this day possible year after year for our residents. Thank you also to Chippewa Creek Golf Course for hosting and everyone who came out to play!

## Winners for the day:

- Closest to the Pin - Men's: Vineeth Bhogadi, Women's: Sofia Ventura
- Longest Drive - Men's: Dan Mannina & Jason Yao, Women's: Niharika Shahi
- Putting Contest - Dr. Patrick Kennedy (after a 2 person playoff with Dr. David Landry! So close!)
- Best Dressed - Alex Pozdnyakov (cardigan) & Leon Chalil (two layers of pants)
- BEST TEAM SCORE - Katherine McLay, Tyler Robinson, Niharika Shahi, Lucy Samoilov & Scott Caterine
- TIED for Most Honest Teams! - Dr. Euan Stubbs, Jonathan Bellini, and Nika Elmi & Sofia Ventura, Alex Pozdnyakov, Jason Yao and Tori Howes-Jones



# ANNUAL RESIDENT GOLF DAY



# ANNUAL RESIDENT GOLF DAY





### DR. AMEYA KULKARNI—INVITED SPEAKER!

Dr. Ameya Kulkarni, JH Breast Radiologist, was an invited speaker on two recent occasions. Dr. Kulkarni spoke at the OAMRS Multidisciplinary Breast Imaging Virtual Day on April 20, 2024 where he discussed the topic of “*Ultrasound Correlation of Mammographic Abnormalities*”. There were approximately 300 virtual attendees!

Dr. Kulkarni was also an invited speaker at the Toronto Breast Imaging Conference where he discussed ‘*Radiology Pathology Correlation*’.

He was also an invited facilitator for the breast biopsy workshop!

**Dr. Ameya Kulkarni,**  
Assistant Professor  
Department of Medical Imaging  
McMaster University  
Staff Radiologist  
Juravinski Hospital, HHS

# Toronto Breast Imaging Conference

Saturday May 25, 2024 —  
Digital & In Person at Hilton  
Toronto

In-Person Participants

## Hands-on Workshops

- 13:15**
- 1. Vacuum Biopsy**
  - 2. Localization Workshop**
  - 3. Tomosynthesis & AI**
  - 4. MRI Biopsy**

Digital Participants

## Presentations

- 13:30** Triangulation – Hemi Dua
- 14:00** Rad-Path Correlation- Ameya Kulkarni
- 14:30** Nipple Discharge – Jessica Leung
- 15:00** BREAK



RADIOLOGY STAFF, HAMILTON GENERAL HOSPITAL HIJYNX!



Big thanks to **Dr. Craig "Churner" Coblenz** for amazing us with a unique sweet treat to celebrate the early arrival of Spring. His molecular gastronomy skills were on full display with his liquid nitrogen churned strawberry sorbet which was enjoyed by all HGH radiology staff!!

We look forward to your next culinary creation!!!  
- Dr. David Landry



Happy Physicians' Day! We are so thankful for all of your hard work, always! You're officially RAD to the Bone!  
Come join us in the HGH DI Library for some Treats!



**NURSES WEEK!**  
May 6-10, 2024

Tuesday, May 7  
Snack Bar by the  
Administrative Staff

Wednesday, May 8  
Dip Day from the  
Techs & HCA

Thursday, May 9  
Pizza Party lunch  
from the  
HGH Radiologists



# oh baby

welcome  
LITTLE GIRL



*Welcome*  
*Sophia Yaryna Kurowecki!*

CONGRATULATIONS to **Dr. Darya Kurowecki**, Assistant Professor, and family on the birth of their daughter,

**Sophia Yaryna Kurowecki!**

Sophia was welcomed into the world on February 3rd, 2024, weighing 7bs 13oz!

**Congrats!** Dr. Kurowecki and family on your new addition!



welcome  
LITTLE BOY



*Welcome*  
*Simon Minh Koi Jason Legge!*

CONGRATULATIONS to **Dr. Adam Legge**, Assistant Professor, and family on the birth of their son,

**Simon Minh Koi Jason Legge!**

Sophia was welcomed into the world on February 29th, 2024, weighing 7bs 8oz!

**Congratulations** Dr. Legge and family on your first born!





# For Your Information...



## MCMASTER UNIVERSITY UPDATES/NEWS

[Celebrating our Spring 2024 graduates](#)

[McMaster named one of Canada's Best Diversity Employers](#)

[From research to real-world impact: In conversation with the President](#)

['It's time we start thinking about the value in difference' — Women at McMaster reflect on inclusive leadership](#)

['Meet the Groups' connects undergrads with researchers](#)

[Eight McMaster researchers named Canada Research Chairs](#)

[AstraZeneca to acquire McMaster-supported Fusion Pharmaceuticals for \\$2.4 billion \(US\)](#)

[Pfizer Canada and McMaster University to foster health equity in vaccine science](#)

[Researchers teach AI skin-cancer diagnosis tool to see colour](#)

## FACULTY OF HEALTH SCIENCES

[Health Sciences graduates commemorate achievements at Spring 2024 convocation](#)

[This is who we are | New Faculty of Health Sciences at McMaster University video](#)

[Service of gratitude honours those who donated their bodies to teaching](#)

[Researcher Gerry Wright awarded the 2024 Killam Prize in Health Sciences](#)

[Life and health sciences lead the way for McMaster in latest ranking](#)



If you feel well, please donate blood: [www.blood.ca](http://www.blood.ca)



## DR. KAREN FINLAY



After 19 years of participation, Dr. Karen Finlay recently stepped down from the Royal College Diagnostic Radiology Examination Committee.

The Committee honoured Dr. Finlay's outstanding contributions and highlighted her many roles in residency education dating back to her time as McMaster Program Director which began in 2001 and subsequently included many other significant local and national positions.

These have included:

- Residency Program Director Diagnostic Radiology McMaster University 2001-2012
- Residency Accreditation Committee, member 2013-2021
- Clinician Educator AFC Program Director McMaster University 2014-2017
- Clinician Educator AFC Committee, member 2016-2017
- Program Organization Standards Development Working Group, Royal College, member 2014-2017
- AFC Accreditation Committee 2021-2022
- Specialty Committee, Diagnostic Radiology, Royal College - Region 3 rep 2018-2024
- Accreditation Surveyor, Royal College 2011-present

Diagnostic Radiology Examination Committee:

- Examiner 2005-present
- OSCE Director 2012-2018
- English Coordinator Applied Exam 2018-2022
- Vice Chair 2022-2024

Royal College Awards:

- 2019 Royal College / AMS Donald Richards Wilson Award
- 2012 Royal College of Physicians and Surgeons of Canada, Program Director of the Year

Congratulations and Thank You Dr. Finlay for all your distinguished work!

*- Dr. Yoan Kagoma, Diagnostic Imaging Residency Program Director, Department of Medical Imaging*

## ADMIN SHOUT OUT! Cheney, Tara, Rita & Tori...

*"Thanks to each of you for all the hard work you put in over the years and often behind the scenes. I think it is often unrecognized because you make things run so smoothly that people forget how much effort is behind it. I want you all to know that all residents do recognize your hard work, dedication, and effort. We are so appreciative of it."*

*Thank you for coming to our graduation and celebrating with us. I couldn't have had a better time! I'm still in my feelings, so I wanted to express this to all of you!"*

**- Vishal Varma, PGY 5, Graduating Resident**



Please email me if you have a "Shout Out" to recognize amazing work! [howesjov@mcmaster.ca](mailto:howesjov@mcmaster.ca)



### ***Congratulations to Dr. Eman Marie!***

Dr. Marie has recently been awarded the **Society of Pediatric Radiology's Caffey Poster Award** for her collaborative work on an educational poster at the SPR 2024 Annual Meeting! Congratulations Dr. Marie on your amazing achievement!

#### **SOCIETY OF PEDIATRIC RADIOLOGY - CAFFEY POSTER AWARD Educational Poster:**

*Imaging Evaluation of Pediatric Facial and Scalp Pathologies*

Samantha Gerrie, **Eman Marie**, Helen Branson, Oscar M. Navarro

<https://pedrad.abstractarchives.com/abstract/pedrad2024-4008805/imaging-evaluation-of-pediatric-facial-and-scalp-pathologies>

<https://www.spr.org/awards>



**Dr. Eman Marie,**  
Assistant Professor  
Department of Medical Imaging  
McMaster University  
Pediatric Staff Radiologist  
McMaster Children's Hospital  
Hamilton Health Sciences



## ***Congratulations to the Department of Medical Imaging's Newest Group of Associate Professors with CAWAR!***

We are excited to announce that all of the candidates for the **July 1, 2024** tenure and promotion cycle have officially received their renewals and promotions to Associate Professor with CAWAR!

### **Congratulations to the following faculty members:**

Dr. Zonia Ghumman - renewed at Assistant Professor  
Dr. Prasa Gopee-Ramanan - renewed at Assistant Professor  
Dr. Natasha Larocque - renewed at Assistant Professor  
Dr. Umair Mahmood - renewed at Assistant Professor

Dr. John Donnellan - Associate Professor with CAWAR  
Dr. Crystal Fong - Associate Professor with CAWAR  
Dr. Steffan Frosi Stella - Associate Professor with CAWAR  
Dr. Yoan Kagoma - Associate Professor with CAWAR  
Dr. Meredith Lynch - Associate Professor with CAWAR  
Dr. Danielle McDonough (nee Walker) - Associate Professor with CAWAR

**Please join us in helping to congratulate our new batch of Associate Professors as of July 1, 2024!**

Please email me if you have a "Shout Out" to recognize amazing work! [howesjov@mcmaster.ca](mailto:howesjov@mcmaster.ca)

# Recent Publications



**Dr. Eman Marie**

Assistant Professor

Department of Medical Imaging  
McMaster University  
Staff Pediatric Radiologist  
McMaster Children's Hospital  
Hamilton Health Sciences

## [Pediatric orbital lesions: bony and traumatic lesions.](#)

Samantha K. Gerrie, Oscar M. Navarro, Christopher J. Lyons, **Eman Marie**, Heena Rajani, Cassidy S. Frayn, Emily C. M. Hughes & Helen M. Branson

*Pediatric Radiology.* 54:897-909. 2024

## [Pediatric orbital lesions: neoplastic extraocular soft-tissue lesions.](#)

Samantha K. Gerrie, Helen M. Branson, Christopher J. Lyons, **Eman Marie**, Heena Rajani, Cassidy S. Frayn, Emily C. M. Hughes & Oscar M. Navarro

*Pediatric Radiology.* 54:922-935. 2024

## [Pediatric orbital lesions: non-neoplastic extraocular soft-tissue lesions.](#)

Samantha K. Gerrie, Heena Rajani, Oscar M. Navarro, Christopher J. Lyons, **Eman Marie**, Cassidy S. Frayn, Emily C. M. Hughes & Helen M. Branson

*Pediatric Radiology.* 54:910-921. 2024

## [Pediatric orbital lesions: ocular pathologies.](#)

Samantha K. Gerrie, Heena Rajani, Helen M. Branson, Christopher J. Lyons, **Eman Marie**, Cassidy S. Frayn, Emily C. M. Hughes & Oscar M. Navarro

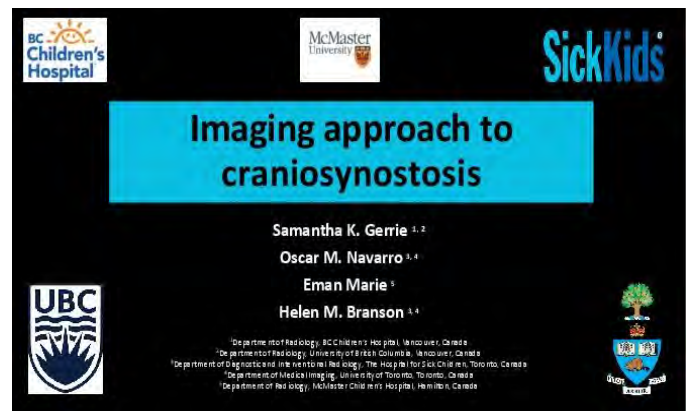
*Pediatric Radiology.* 54:876-896. 2024

## Multimodality Imaging Approach to Craniosynostosis

Samantha K. Gerrie, Oscar M. Navarro, **Eman Marie**, Helen M. Branson

**SPR 2024 Annual Meeting, Educational Poster**

<https://pedrad.abstractarchives.com/abstract/pedrad2024-4008916/multimodality-imaging-approach-to-craniosynostosis>



## Depth and Breadth of Thyroid Carcinoma in Children: Imaging and Treatment Update

**Eman Marie**, Maria Navallas, Samantha Gerrie, Juhi Olkh, Taha Elghamudi, Emilio J Inarejos Clemente, Oscar Navarro, Claudia Martinez-Rios, Reza Vali

**SPR 2024 Annual Meeting, Educational Poster**

<https://pedrad.abstractarchives.com/abstract/pedrad2024-4011476/depth-and-breadth-of-thyroid-carcinoma-in-children-imaging-and-treatment-update>

# Recent Publications

Special thanks to **Dr. Chris Rowley** from the **Department of Physics and Astronomy** for reaching out to share his recent publication in Magnetic Resonance in Medicine Journal!



**Dr. Christopher Rowley**  
Assistant Professor  
Department of Physics & Astronomy  
McMaster University

## Fast magnetization transfer saturation imaging of the brain using MP2RAGE T<sub>1</sub> mapping

Christopher D. Rowley, Mark C. Nelson, Jennifer S. W. Campbell, Ilana R. Leppert, G. Bruce Pike, Christine L. Tardif

**Magnetic Resonance In Medicine. First Published: May 4, 2024**

<https://doi.org/10.1002/mrm.30143>

## Role of artificial intelligence in brain tumour imaging

Ezekiel Chukwujindu, Hafsa Faiz, Sara Al-Douri, Khunsa Faiz, Alexandra De Sequeira

**European Journal of Radiology. Published: May 16, 2024**

<https://doi.org/10.1016/j.ejrad.2024.111509>



**Dr. Khunsa Faiz**  
Assistant Professor  
Department of Medical Imaging  
McMaster University  
Associate Staff Neuroradiologist  
Hamilton General Hospital  
Hamilton Health Sciences



**Dr. Crystal Fong**  
Assistant Professor  
Interim Neuroradiology Residency  
Program Director  
Department of Medical Imaging  
McMaster University  
Staff Neuroradiologist  
Hamilton General Hospital  
Hamilton Health Sciences

## Metachronous Brain Tumors: Supratentorial Ependymoma Following Polymorphous Low-Grade Neuroepithelial Tumor of the Young

Gasner N, Provias J, Lu J-Q, **Fong C.**

**Canadian Journal of Neurological Sciences / Journal Canadien des Sciences Neurologiques.**

**Published online 2024:1-2. doi:10.1017/cjn.2024.61**

<https://pubmed.ncbi.nlm.nih.gov/38644627/>

ACCREDITED SYMPOSIUM

## Advancements in Imaging Modalities and Diagnostic Strategies for Endometriosis

SATURDAY, APRIL 13 • 12:00-1:30PM ET



CAR 2024

Embracing a New Era



### Diving into Endometriosis:

Confronting Complex Cases

BASMA AL-ARNAWOOT

MBBS; FRCPC; DRCPSC, CE

Radiologist and Assistant Professor of Radiology, HGH,  
McMaster University, Hamilton, Canada

"Dr. Basma Al-Arnawoot participated in 2024 CAR meeting symposium speaking on expert panel with Dr. Simon Gauvin (McGill Radiologist) and Dr. Matthew Leonardi (McMaster Gynecologic Surgeon / Sonologist). Their 75 minute session delved into the intricacies of pelvic endometriosis diagnosis and interpretation using cutting-edge imaging modalities such as MRI and ultrasound to an overflowing lecture hall of radiologists, sonographers and trainees."

-Dr. David Landry

### CAR Annual Scientific Meeting 2024 - Mistakes We All Make Panel BY: Dr. Prasaanthan Gopee-Ramanan

I had the privilege of curating and moderating the annual staple closing session of the CAR Annual Scientific Meeting for the second year in a row entitled "Mistakes We All Make". The session is geared at having a series of short talks to highlights pearls and pitfalls to help us minimize and learn from mistakes in radiology practice. I want to thank the CAR planning committee and this year's ASM chair Dr. Tanya Chawla for the opportunity to serve in this capacity. We had a strong selection of current

McMaster faculty and former McMaster trainees now practicing elsewhere on our expert panel. I would like to thank the following stellar colleagues and speakers for sharing their wisdom with us. The sessions were extremely well received and generated useful professional practice discussions which continue well past the end of the conference. The experience I had further highlights the very high calibre of my colleagues and mentors at the Department of Medical Imaging at McMaster University.

A special thank you also to my former panelists from last year in 2023: Drs. Amna Al-Arnawoot, Yoan Kagoma, Patrick Kennedy, Mandeep Ghuman, Santhosh Reddy, and Yiming Gao. Thank you all!

The sessions and presenters this year were as follows:

Moderator: Dr. Prasaanthan Gopee-Ramanan

Speakers:

- 1) Cardiac – Chest Pain Inducing Cases for the Interpreting Radiologist - Dr. David Landry
- 2) Common Pitfalls in Hepatobiliary and Pancreatic Imaging - Dr. Hamed Basseri
- 3) Pediatric X-Rays: Normal Variants that can Mimic Pathology - Dr. Heba Takrouri
- 4) Artifacts, Pitfalls and Pearls in Nuclear Medicine - Dr. Cory Ozimok
- 5) Be Specific: Recognizing Uncommon Lung Tumors with Radiologic-Pathologic Correlation - Dr. John Lichtenberger [non-McMaster Faculty from AIRP]





**CANM  
ACMN**

The Canadian Association of Nuclear Medicine  
Association canadienne de médecine nucléaire

## CANADIAN ASSOCIATION OF NUCLEAR MEDICINE NEWSLETTER “Case of the Month” featuring DR. OLFAT KAMEL HASAN

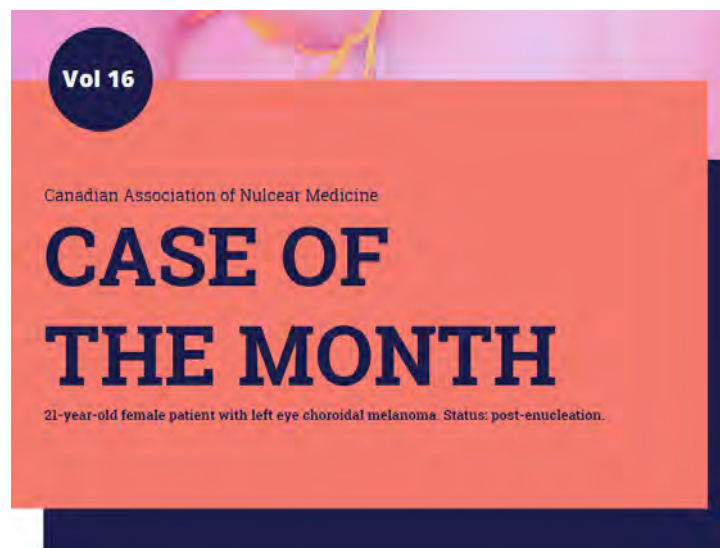
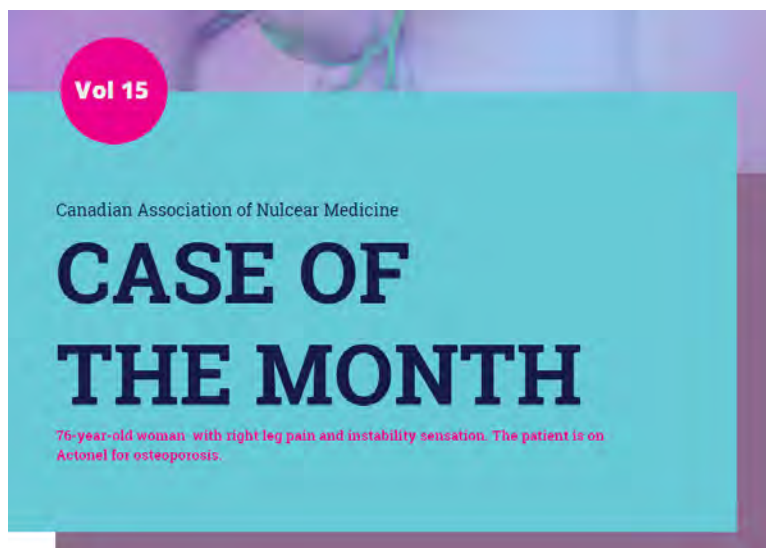


### AUTHOR

**Dr. Olfat Kamel Hasan, FRCR, FRCPC**

Nuclear Medicine and Molecular Imaging Physician  
Hamilton Health Sciences and St. Joseph’s Healthcare  
Hamilton, Ontario  
McMaster University

*Dr. Olfat Kamel Hasan, a nuclear medicine physician and Assistant Professor in our department and joint faculty member of the Department of Medicine, has her own “Case of the Month” section in the Canadian Association of Nuclear Medicine Newsletter! Since January 2023, Dr. Kamel Hasan has been providing a new case for readers in the CANM Newsletter. Click on the images below to link to the cases!*



**ATTENTION FACULTY MEMBERS @ HHS & SJHH!**

**EDUCATIONAL CONTRIBUTIONS DUE!**

**Educational contributions are due Monday, June 17th!**

Please check your email inboxes for the form sent from  
Tori Howes-Jones in the Dept of Medical Imaging!



**Please join us in providing a warm welcome to our new PGY 1 residents, our new fellows and new faculty members!**



**NEURORADIOLOGY JOURNAL CLUB @ Quatrefoil**

Arun Mensinkai, Euan Zhang, Crystal Fong, Zehra Hasiloglu, Luciana Ribeiro, Brad Davis, Sultan Yahya



Rita DiTullio & Marilyn Scott  
**DI Admin Night Out & Retirement Celebration!**



**Rita's Retirement Celebration with the MCH Pediatric Radiologists**  
(back row) Drs. Takrouri, Alnassar, Eksioglu & Yikilmaz, Pino (Rita's Hubby),  
Drs. Donnellan, Wang, Stafrace & Barakzai  
(front row) Drs. Stein, Marie and Ainsworth, Rita, and Anna Hira, Ped Rad Fellow



*I wish everyone a safe and relaxing summer while enjoying vacations! I'm sure they are all well deserved! Congrats to our PGY 5 Graduates & Welcome to our new PGY 1 Residents and new faculty! Have a great SUMMER! Tori :)*

**DO YOU HAVE A FEATURE,  
NEW PUBLICATION,  
OR SHOUT OUT TO  
SHARE?**

Email: [howesjov@mcmaster.ca](mailto:howesjov@mcmaster.ca)

**SUBMISSIONS DUE for  
FALL NEWSLETTER:**

**Monday, August 12, 2024**