

ACADEMIC CALENDAR.....	2
EDUCATION NEWS.....	4
ROUNDS.....	11
ACADEMIC NEWS.....	12
SPOTLIGHT.....	14
AWARDS, HONOURS & RECOGNITION.....	16
FEATURE.....	18
THE LAST PAGE.....	20

# Medical *Imaging*



MESSAGE  
FROM THE CHAIR  
Dr. Julian Dobranowski



We hope that you have enjoyed the summer and have had a chance to regenerate a little.

A warm welcome to all new residents, fellows, faculty and staff!!!

We are now two and a half years into the pandemic and the world is looking a bit different.

As we continue to provide quality patient care your health and safety also remains a priority. The hospital and University guided by experts will continue to monitor the pandemic situation and continue providing guidance on keeping the patients and each and everyone of you safe. We need to keep flexible and to adjust quickly as conditions change. The [Back to Mac website](#) and the hospital websites continues to be updated and are your best source for information that you need to know about COVID and the evolving pandemic.

The summer was not without additional challenges. Over the last months we have had to deal with the global shortage of intravenous

contrast. As a region and as individual hospitals we were able to respond quickly, implementing measures that would help mitigate risks associated with the shortage. Although we are not back to pre shortage supply the situation had greatly improved. Thank you everyone for contributing to this effort. This is a prime example of how working together we can find good solutions.

Lessons learned from COVID, and the contrast shortage will help us navigate any potential future threats!!

In the next days, we'll be starting a new academic year. Although the virtual world is here to stay the amount of in person activity at the hospitals and University will continue to increase. We all agree and welcome the more personal approach.

We have been working hard over the last two years on a collaboration between Mohawk College and McMaster University. Stay tuned for some really exciting announcements set to come out in the near future

In September we will resume our

work fulfilling the vision of our strategic plan. We have already made significant strides but have so much more that needs to be done. It is all achievable if we work together.

We will continue to use this newsletter, our website and internal communication methods to keep you up to date with our department progress and to let you know what opportunities for your involvement exist.

I believe that the Radiology community has done really well weathering and navigating the pandemic

**Thank you for keeping us and the community safe!!**

McMaster has successfully navigated the pandemic over the last two and half years, and we are confident that we'll continue to do so as the fall unfolds. Caring for yourself and those around you will continue to be paramount. Thank you for all you have done to support our students and each other. We hope all of you have a fulfilling and exhilarating academic year.

*Julian Dobranowski*



# ACADEMIC FACULTY CALENDAR

## 2022 September

Monday	Tuesday	Wednesday	Thursday	Friday
29	30	31	01	02
05 LABOUR DAY Holiday	06	07	08	09
12	13	14	15 Regional Rounds <i>Dr. David Li &amp; Dr. Mike Sharma</i> Clinical & Imaging Approach to Acute Stroke 5:30-6:30pm	16
19	20	21	22	23
26	27	28	29	30 



# ACADEMIC FACULTY CALENDAR

## 2022 October

Monday	Tuesday	Wednesday	Thursday	Friday
03	04 <i>Visiting Professor Series</i> Dr. Timo Krings Neuroradiology 6:00pm	05 <i>Visiting Professor Series</i> Dr. Timo Krings Neuroradiology 7:30am & 12:00pm	06	07
10 THANKSGIVING	11	12	13	14
17	18	19	20 <b>Regional Rounds</b> <i>Dr. Ameya Kulkarni and Dr. Vanessa Carlson</i> 5:30pm-6:30pm <i>Details to Come</i>	21
24	25	26	27	28
31 				



# UPDATE

## [5 things to know about fall term at McMaster](#)

## [In photos: Highlights from Welcome Week 2022](#)

## [New flexible work guidelines at McMaster](#)

Newly released university Flexible Work Guidelines will assist managers and employees in navigating the flexible work arrangement process. [Learn more](#)

## [Reunited and it feels so good: Milestone reunions are back](#)

## [Meet six exceptional student leaders](#)

*[This message is for faculty and staff of the Faculty of Health Sciences](#)  
from Paul O'Byrne, Dean and Vice-President*



Last week, McMaster University provided [an update](#) on fall plans, in line with the latest COVID-19 safety guidance from public health, the Ontario government, and our own faculty experts in virology and immunology and other health fields.

I want to share an update for the Faculty of Health Sciences, particularly as there continue to be differences depending on where you are working in person.

As indicated in the university update, McMaster's academic and community hospitals and other health care facilities continue to have their own COVID policies and protocols and these must be followed by faculty, staff and learners who attend these locations.

The hospitals and healthcare facilities continue the requirement to wear a medical mask while indoors.

On McMaster campus, masks are strongly recommended in any indoor spaces that are shared with other people. McMaster campus includes the Health Sciences Library and Ewart Angus Centre areas of the Health Sciences Centre.

As I said in June, St. Joseph's Healthcare Hamilton and Hamilton Health Sciences are no longer requiring active daily screening for COVID-19 by staff, physicians and learners entering their hospitals. McMaster is also no longer requiring daily screening through MacCheck. However, everyone should use the [provincial self-assessment screening tool](#) if you or someone you live with has symptoms or tests positive for COVID. Staff and faculty members must continue to report confirmed cases of COVID through Mosaic, as required by provincial workplace regulations.

The university continues to monitor the situation closely and update the [covid19.mcmaster.ca](https://www.mcmaster.ca/covid19) website.

As previously noted, if pandemic circumstances and public health advice shifts and government requirements change, the university may need to quickly reinstate a mask requirement and a vaccine policy. Everyone is still encouraged to keep up to date with their COVID vaccinations and [MacCheck](#) now offers the ability to upload proof of vaccination documentation for up to four doses. Learners who have direct contact with patients must remain compliant with the Faculty of Health Sciences' [Health Screening Requirements](#).

I continue to be incredibly proud of all we have accomplished at the Faculty of Health Sciences in responding to the pandemic in proactive, innovative and collaborative ways, maintaining our high quality learning, discovery and care.

Thank you, everyone, for your dedication and conscientious support of all those in our FHS community, and in the broader community that we support.

# The Department of Radiology Welcomes New Fellows 2022-2023!



**Dr. Nasra Al Harthy**  
*Breast/Cross Sectional*  
SJHH



**Dr. Rabab Al Mansoori**  
*Combined Cross-Sectional*  
SJHH/JHCC



**Dr. Sunna Asghar**  
*Breast/Cross-Sectional*  
JHCC



**Dr. Tiago Carvalho**  
*Combined Cross-Sectional*  
JHCC/SJHH



**Dr. Tyler Cossetto**  
*Neuroradiology*  
HGH



**Dr. Khunsa Faiz**  
*Breast/Cross Sectional*  
SJHH



**Dr. Ayesha Hadi**  
*Musculoskeletal*  
HGH



**Dr. Ankusk Jajodia**  
*Cross-Sectional*  
JHCC



**Dr. Arash Mir-Rahimi**  
*Interventional Radiology*  
JHCC



**Dr. Jimmy Rangunwala**  
*Musculoskeletal*  
JHCC/SJHH



**Dr. Ravi Shergill**  
*Musculoskeletal*  
SJHH/JHCC




**Dr. William Warnica**  
*Breast/Cross-Sectional*  
JHCC



**Dr. Sultan Yahya**  
*Neuroradiology*  
HGH



**Dr. Nanxi Zha**  
*Breast/Cross-Sectional*  
JHCC



**Dr. Shabdeep Kaur**  
*Cross-Sectional*  
SJHH (Start TBD)



# RAD AWARDS 2021-2022

Congratulations to all of our Department of Radiology Award recipients for the 2021-2022 academic year!



Hamilton, Canada

**McMaster University**  
Faculty of Health Sciences

Awarded to

**Dr. Stefanie Lee**

**Excellence in Clinical Teaching Award**  
Department of Radiology

Presented June 2, 2022




Chair, Department of Radiology      Program Director, Radiology Residency



Hamilton, Canada


**McMaster University**  
Faculty of Health Sciences

Awarded to

**Dr. Nazir Khan**

**Best Academic Half-Day Teaching Award**  
*Neuroradiology Squid Games*  
Department of Radiology

Presented June 2, 2022




Chair, Department of Radiology      Program Director, Radiology Residency



Hamilton, Canada

**McMaster University**  
Faculty of Health Sciences

Awarded to


**Dr. Christian van der Pol**

**Best Rounds Award**  
Department of Radiology

Presented June 2, 2022




Chair, Department of Radiology      Program Director, Radiology Residency



Hamilton, Canada



**McMaster University**  
Faculty of Health Sciences

Awarded to

**St. Joseph's Healthcare Hamilton Chest**

**Best Teaching on a Rotation Award**  
Department of Radiology

Presented June 2, 2022

Chair, Department of Radiology      Program Director, Radiology Residency



Hamilton, Canada

**McMaster University**  
Faculty of Health Sciences

Awarded to


**Dr. Matthew Lubanovic**

**Fellow Teacher and Mentor Award**  
Department of Radiology

Presented June 2, 2022




Chair, Department of Radiology      Program Director, Radiology Residency



Hamilton, Canada



**McMaster University**  
Faculty of Health Sciences

Awarded to


**Dr. Mostafa Alabousi**

**Resident Teacher and Mentorship Award**  
Department of Radiology

Presented June 2, 2022

Chair, Department of Radiology      Program Director, Radiology Residency



Hamilton, Canada



**McMaster University**  
Faculty of Health Sciences

Awarded to


**Dr. Luciana Ribeiro**

**Fellow Teacher of the Year**  
Department of Radiology

Presented June 2, 2022

Chair, Department of Radiology      Fellowship Program Director



Hamilton, Canada



**McMaster University**  
Faculty of Health Sciences

Awarded to

**Dr. Khunsa Faiz**

**Fellow of the Year**  
Department of Radiology

Presented June 2, 2022

Chair, Department of Radiology      Fellowship Program Director

# COMPETENCE BY DESIGN (CBD) Corner:

Yoan Kagoma, Associate Program Director (CBME Lead) ([kagomay@hhsc.ca](mailto:kagomay@hhsc.ca))



A very warm welcome to our first CBD cohort of 6 residents who began training in July 2022!

Our new residents are:

- ◇ Taha Elghamudi
- ◇ Ibrahim Nadeem
- ◇ Arbaaz Patel
- ◇ Maria Gladkikh
- ◇ Dane Gunter
- ◇ Alex Koziarz

These residents have begun diligently collecting Entrustable Professional Activities (EPAs) during their off-service year which is now shortened to a total of 9 blocks. They will be starting introductory rotations in the radiology department in the spring of 2023.

In the meantime, our upcoming newsletters will focus on faculty development resources. CBD resident progression and learning will rely heavily on 'faculty as a coach' and it is important for each faculty member to have a strong understanding of this role. Here are several short resources to re-introduce these topics for the new academic year:

**Video 1** – [What is Workplace Based Assessment](#) (1:51)

**Video 2** – [The CBD Coaching Model](#) (1:05)

**Module** – [The Role of Coaching over Time in CBD](#)



## VISITING PROFESSOR SERIES

# NEURORADIOLOGY

**TUESDAY, OCTOBER 4<sup>TH</sup> AND WEDNESDAY, OCTOBER 5<sup>TH</sup>, 2022**

*Dr. Timo Krings*

**FLYER & REGISTRATION DETAILS TO BE SENT TO YOUR INBOXES**

MORE INFORMATION PROVIDED IN OCTOBER NEWSLETTER ISSUE! SAVE THESE DATES!

**Tuesday, October 4<sup>th</sup>, 2022 - 6:00 pm**

“ TBA ”

**Wednesday, October 5<sup>th</sup>, 2022 - 7:30 am**

“ TBA ”

**Wednesday, October 5<sup>th</sup>, 2022 - 12:00 pm**

“ TBA ”



Thank you to Dr. Steve Halligan, our Hooker Award Lecturer who presented on Tuesday, June 7th and Wednesday, June 8th, 2022. Dr. Halligan presented on topics, “Why I Became a Breast Radiologist: How to Survive a Mid-Life Crisis”, “How to Evaluate Imaging Biomarkers Properly” and, “Imaging Fistula-In-Ano”.



Thank you to Dr. Mark Cresswell, our W Peter Cockshott Memorial Lecturer on Musculoskeletal Imaging on Tuesday, June 28th and Wednesday, June 29th, 2022. Dr. Cresswell presented on Musculoskeletal Imaging and topics: “Pearls I Would Have Told My Younger Self”, “Bread and Butter MSK: Shoulder Ultrasound; How to Make it Ridiculously Simple” and, “Interventional Techniques: Cells, Cytokines and Magic”.





Registration details and flyer for the Visiting Professor Series are sent via email to your inboxes each month.

Keep an eye out for this message from Marilyn Scott or your admin!

## **VISITING PROFESSOR SERIES**

### **SAVE THE DATES 2022-2023**

**Tuesday, November 1st and Wednesday, November 2nd, 2022**

**Dr. Felipe Munera – Emergency Radiology**

**Tuesday, January 10th and Wednesday, January 11th, 2023**

**Dr. Leslie Scoutt – Obstetrical & Gynecological Imaging**

**Tuesday, February 7th and Wednesday, February 8th, 2023**

**Dr. Jonathon Leipsic - Cardiac Imaging**

**Tuesday, March 7th and Wednesday, March 8th, 2023**

**Dr. Judy Yee - Abdominal Imaging**

**Tuesday, April 4th and Wednesday, April 5th, 2023**

**Dr. Diana Litmanovich - Chest Imaging**

**Tuesday, May 2nd and Wednesday, May 3rd, 2023**

**Dr. Jean Seely - Breast Imaging**

**Tuesday, June 6th and Wednesday, June 7th, 2023**

**W Peter Cockshott Memorial Lecture**

**Dr. Bruce Forster - MSK Imaging**



# Diagnostic Imaging Regional Rounds

Please join us for the next Regional Professor Rounds

**Thursday, September 15th**  
**5:30 pm - 6:30 pm**

**FEATURING:**

*Dr. David Li and Dr. Mike Sharma*  
**Clinical and Imaging Approach to Acute Stroke: A Regional Update**

[\*\*REGISTER HERE\*\*](#)

**Clinical and Imaging Approach to Acute Stroke: A Regional Update**

**Dr. David Li**  
Assistant Professor,  
Department of Radiology,  
McMaster University  
Neuroradiologist,  
Hamilton General Hospital  
Hamilton Health Sciences

**Dr. Mike Sharma**  
Associate Professor, Scientist &  
Director of the Stroke Program  
McMaster University  
Investigator, Brain Health and Stroke,  
Population Health Research Institute  
Stroke Neurologist, HHS

**Objectives**

1. Acute Stroke presenting within TPA window NIHSS moderate
2. Acute Stroke > 6 hours with positive ACT FAST
3. Case Discussion

**Diagnostic Imaging Regional Professor Rounds September 15, 2022 | 5:30 p.m.** McMaster

*Thank You to Dr. Abdullah Alabousi & Dr. Piotr Zareba*

We would like to thank Dr. Abdullah Alabousi and Dr. Piotr Zareba for their July Regional Rounds presentation, "Clinical and Imaging Approach to Prostate Malignancy".

Dr. Alabousi and Dr. Zareba covered objectives; contemporary approach to the diagnosis and management of prostate cancer, evidence for the utility of various imaging modalities for prostate cancer, and latest guidelines pertaining to prostate MRI utilization. They provided an excellent presentation with great images throughout.

Thank you also to our registrants and attendees as well as our administrative assistants for distribution of the Regional Rounds information and flyer!

**Clinical and Imaging Approach to Prostate Malignancy**

**Dr. Abdullah Alabousi**  
Assistant Professor,  
Department of Radiology,  
McMaster University  
Staff Radiologist,  
St. Joseph's Healthcare Hamilton

**Dr. Piotr Zareba**  
Assistant Professor &  
Associate Program Director,  
Urology Residency Training Program  
Department of Surgery  
McMaster University

**Objectives**

1. Review the contemporary approach to the diagnosis and management of prostate cancer.
2. Review the evidence for the utility of various imaging modalities for prostate cancer diagnosis, staging and surveillance
3. Review the latest guidelines pertaining to prostate MRI utilization.

**Diagnostic Imaging Regional Professor Rounds July 7, 2022 | 5:30 p.m.** McMaster

# SAVE THE DATE

*Join us for the next Regional Rounds*

**Thursday, October 20th, 2022**

***Dr. Ameya Kulkarni and Dr. Vanessa Carlson***

**DEMYSTIFYING MRI O-RADS: WHAT A RADIOLOGIST NEEDS TO KNOW**

# Radiology Rounds by Site 2021

	MONDAY	TUESDAY	WEDNESDAY	THURSDAY	FRIDAY
<b>ALL SITES</b>		1700 Peer Learning Education Rounds (2nd Tuesday/month)			
<b>JURAVINSKI HOSPITAL AND CANCER CENTRE</b>	<p>0800 Resident Rounds (Zoom)</p> <p>1230 GI DST Rounds (Zoom)</p> <p>1400 GIUP Rounds (JCC)</p> <p>1600 Gyne/Onc Rounds (Zoom)</p>	<p>0815 MSK ROUNDS (Zoom)</p> <p>1200 Rad/Path Breast Rounds (@ BAC)</p>	<p>0800 Resident Rounds</p> <p>0800 Multidisciplinary Breast Rounds DST (3-88-JCC) *Resumes Sept 13th*</p>	<p>0700 Hepatobiliary Rounds (Zoom)</p> <p>0900 CNS Tumor Board</p> <p>1000 Neuro Onc Rounds (Fellows)</p> <p>1200 Resident Rounds (Zoom)</p> <p>1310 Sarcoma Rounds (Zoom)</p>	<p>0800 Resident Rounds (all rounds in DI Conference Rm)</p> <p>1100 Head/Neck Rounds JCC</p> <p>1200 Interesting Case Rounds (Zoom)</p>
<b>HAMILTON GENERAL HOSPITAL</b>	<p>1200 Radiology Teaching Rounds</p>	<p>0700 Spine Rounds</p> <p>0800 Regional Cardiology Rounds (David Braley Centre, General Campus, Auditorium)</p> <p>0815 MSK Tumor Rounds (DI Classroom)</p> <p>1200 Radiology Teaching Rounds</p> <p>1200 Stroke &amp; Neurovascular Rounds (DI Classroom, Rm 2-158)</p> <p>1600 Trauma Rounds (Theatre Auditorium) M&amp;M Rounds 1st Tues. of month</p>	<p>0730 Vascular Rounds (5N Teaching Room)</p> <p>0800 Arrhythmia Rounds (Theatre Auditorium )</p> <p>1230 M&amp;M Rounds (DI Classroom) set once a month</p>	<p>0800 Stroke Rounds (David Braley Centre, General Campus, Auditorium)</p> <p>0800 CNS Tumor Rounds (DI Classroom) once a month</p> <p>0815 MSK Trauma Rounds (Zoom)</p> <p>1130 Neuro Academic Half-Day Rounds</p> <p>1230 Interesting Case Rounds</p>	<p>0800 Neuroscience Rounds (David Braley Centre, General Campus, Auditorium)</p> <p>1200 Radiology Teaching Rounds</p>
<b>MCMASTER UNIVERSITY MEDICAL CENTRE</b>	<p>Pediatric Hot Seat Resident Rounds (scheduled mth to mth)</p> <p>0800 Pediatric Tumor Board (Every 2nd week – 3F)</p> <p>1200 Pediatric Neuroradiology Rounds (Room 3N50)</p>	<p>1200 Adult Hot Seat Resident Rounds</p> <p>1200 PVA Vascular Rounds (1st Tues. of the month)</p> <p>1300 Neuro-oncology Rounds (3F)</p> <p>1300 Rheumatology (2nd Tues. of each month)</p>	<p>0800 Adult GI Rounds (Room 2S32)</p> <p>1200 CPEP-Seizure Rounds (2nd Wed of the month)</p>	<p>0800 Surg/Rad/Path (SRP) Rounds (3rd Thursday of each month—Room 2S32)</p> <p>0900 Respiratory Rounds (2nd Thursday of each month)</p> <p>1200 Adult Hot Seat Resident Rounds</p>	<p>1200 GI Ped Rounds (Room 2S32—Every other Friday)</p> <p><b>**NOTE:</b> Pediatric Resident Rounds are scheduled on a month by month basis - day/time is not always the same**</p>
<b>ST. JOSEPH'S HEALTHCARE HAMILTON</b> <small>(All rounds in DI Conference Room TO102 unless otherwise specified)</small>	<p>0730 Angio Access for Transplant Rounds (feasible Mon. bimonthly)</p> <p>1200 Ultrasound Rounds (feasible Monday of each month)</p> <p>1300-1400 Resident Rounds</p> <p>1630-1730 Thyroid MCC Rounds (2nd Monday of each month)</p> <p>1630-1730 Head &amp; Neck MCC Rounds (4th Monday of each month)</p>	<p>0800-0900 Vascular Difficult Access Rounds (1st Tuesday of each month)</p> <p>1200-1300 Interesting Case Rounds (1st, 3rd &amp; 4th Tuesday of every month) <b>ON PAUSE</b></p> <p>1200-1300 QA Rounds (2nd Tues. of mth) <b>ON PAUSE</b></p> <p>1300-1400 Resident Rounds</p> <p>1630-1730 Genitourinary MCC Rounds (1st and 3rd Tuesday of every month)</p>	<p>1200-1300 MSK Radiology Rheumatology Rounds (every Wednesday)</p> <p>1300-1400 Resident Rounds</p>	<p>0730-0800 Colorectal Rounds</p> <p>0800-0900 Breast Pathology Rounds</p> <p>1200-1300 MRI Rounds (1st Thursday of every month)</p> <p>1300-1400 Resident Rounds</p>	<p>1200-1300 Lung MCC Rounds</p> <p>1300-1400 Resident Rounds</p>



CONTINUING EDUCATION



DALHOUSIE UNIVERSITY

FACULTY OF MEDICINE

#DLWWR2023



Canadian Association of Radiologists  
L'Association canadienne des radiologistes

# Physician Leadership Workshop for Women in Radiology

Virtual half day workshop Saturday, January 21, 2023

### Plenary Speakers:



Mamta Gautam, MD, MBA, FRCPC



Lucy Spalluto, MD, MPH

### Breakout Moderators:



Gaynor Watson-Creed, MD, FRCPC, CCFP



Rebecca Hibbert, MD, FRCPC



Joanna Shea, BCOM, CSC



Andrea Lum MD, FRCPC, CCPE, FCAR



Lucy Spalluto, MD, MPH



The Canadian Radiological Foundation



Fondation radiologique canadienne

CRW Canadian Radiology Women

# ANNOUNCEMENTS

## *NEW DEPARTMENT OF RADIOLOGY FT COORDINATOR*

### **Tori Howes-Jones, New Recruitment, Tenure & Promotion Coordinator**



We are extremely pleased to announce **Tori Howes-Jones** has joined our team as **Recruitment, Tenure & Promotion Coordinator** in the Department of Radiology. Tori, who most recently supported the department as a P/T Academic Coordinator, will begin her new role in a designated full-time capacity effective July 18, 2022, and expand her oversight to include faculty onboarding.

Most recently Tori also worked as the Assistant to Dr. Karen Finlay, Chief of Diagnostic Imaging at HHS and Associate Chair Education/DEC. Tori's vast knowledge and wide variety of experience in faculty relations, coordinating clinical faculty across the health sciences system, and exceptional organization skills will be great assets and lend to her success in this role.

Please join us in welcoming Tori in this new capacity!

- Lisa Reid, Director

## *NEW PROGRAM SECRETARY, DI-MCH, HHS*

### **Erica Szymkiewicz, Program Secretary, Diagnostic Imaging, MUMC/MCH**

We are pleased to announce **Erica Szymkiewicz** as the new Program Secretary in the Diagnostic Imaging Department at McMaster Children's Hospital/McMaster University Medical Centre, HHS. In her role, Erica will be supporting Eric Rick-er, MUMC/UCC DI Manager, as well as the clerical manager for the Central Booking Office and Patient Registration.

Erica is no stranger to Hamilton Health Sciences and the Diagnostic Imaging Department as she previously worked as the admin to the Chief of Diagnostic Imaging and for McMaster University as a data analyst in the Department of Radiology. Erica brings a wealth of knowledge and organizational skills to the role that will be greatly valued.

Erica started in her new position on June 16th, 2022. Please join us in welcoming her back to Diagnostic Imaging at HHS!

## *TEMPORARY PROGRAM SECRETARY, DI-HGH, HHS*

### **Courtney Kingsley, Interim Admin Coverage for Diagnostic Imaging HGH**



We are pleased to announce **Courtney Kingsley** as the new temporary Program Secretary in the Diagnostic Imaging Department at Hamilton General Hospital, HHS. Courtney is supporting Lyndsay Kowalyk, HGH DI Manager. Courtney has previous experience as an intake coordinator at CBI Health and also a medical admin assistant in a physician's office. Courtney has proven herself to be a quick learner with strong organizational skills and we are fortunate to have her covering for Michelle Jones in her maternity leave.

Courtney started in her role on May 30th, 2022 and we look forward to having her with us for the next 16 months! Please join us in welcoming Courtney to Diagnostic Imaging!



THEN.	NOW.
<p><b>Five Logins.</b>  <b>Three Inboxes.</b>  <b>Paper,</b>                      So much paper.</p>	<p><b>One Login.</b>  <b>One</b> source of information.  <b>Zero Paper.</b></p>

**It's Epic.**

Welcome to the new HHS EPIC era in DI!

A whole lot of “thanks” is extended to a large cadre of staff members in realizing the successful launch of EPIC in DI at Hamilton Health Sciences. Along the lines of “it takes a village”, it took a large team of collaborative, engaged staff members to realize the success of our implementation. At leadership meetings I have attended, as well as at the HHS Town halls, I have heard many positive feedback comments from the experienced EPIC leaders regarding how well the program implementation has gone at HHS. And we did this during the greatest pandemic of our lifetime! Already team members are observing how this is changing the way we work. As we look to the future, we will see continued benefits. For radiologists, the EPIC-driven workflow is unique, as it offers us workflow fully integrated with our clinical partners and patient charts. I know that this has been challenging, but you have stuck with it. I applaud all of you for your personal contributions to the successful launch for DI!



Many thanks to our subspecialty team leaders, modality leads, and many, many engaged staff members and radiologists. We have come a long way since week one, when many of us were deer in the headlights. In partnership with our amazing Radiant team, we have addressed the challenges head on and have achieved many successes. I look forward to our continued growth and realization of the huge potentials with our EPIC driven workflow!

*Dr. Karen Finlay, Chief of Diagnostic Imaging, HHS*




**THEN.**

**NOW.**

**It's Epic.**

# For Your Information...

## United Way Presents: PULL4MAC BUS PULL



October 6, 2022

11:30 a.m. – 2:30 p.m.

Greenspace, Burke Science Building

*The McMaster United Way Campaign gives employees the opportunity to actively participate through fundraising initiatives such as the Pull4Mac Bus Pull, Online Auction and personal donations, ultimately while becoming more engaged in the local community.*

The McMaster Community Engagement Committee invites you to participate in the **7th Annual Pull4Mac Bus Pull**. This event is open to all staff, faculty, students, and alumni in the McMaster Community!

Teams will consist of 10-12 members. Teams are encouraged to register, raise money, and work together to pull a McMaster Shuttle Bus 100 feet to the finish line to kick off the McMaster United Way Campaign. The cost for this event will be minimum \$300 per team, or \$30 per individual registration. [Learn more about this event.](#)

**[Register Today!](#)**

**Book an appointment for your  
COVID-19 vaccine on the GO-VAXX bus**

Walk-ins available depending on supply

For more information, visit [Ontario.ca/vaccinebus](https://Ontario.ca/vaccinebus)

### [GO-VAXX mobile COVID-19 vaccine clinic coming back to McMaster's campus Sept. 12th and Sept. 27th](#)

The clinic is open to McMaster students, faculty and staff as well as to members of the Hamilton community.



## Society of Nuclear Medicine and Molecular Imaging Announces 2022 Fellows



**Dr. Katherine Zukotynski**  
Nuclear Medicine Physician  
City Wide Joint Dept of Nuclear  
Medicine - HHS & SJHH  
Professor, McMaster University

CONGRATULATIONS go out to **Dr. Katherine Zukotynski!**

Dr. Zukotynski recently received the distinguished title of Fellow of the Society of Nuclear Medicine and Molecular Imaging (SNMMI)

*“The SNMMI Fellowship was established in 2016 to recognize distinguished service to the society as well as exceptional achievement in the field of nuclear medicine and molecular imaging. It is among the most prestigious formal recognitions available to long-time SNMMI members.”*

As of July 1, 2022, Dr. Zukotynski also received her full professorship in the Departments of Radiology and Medicine, Faculty of Health Sciences at McMaster University!

Congratulations Dr. Zukotynski on these major accomplishments!!!!



## Dr. Julian Dobranowski inducted as one of Mohawk College's 2022 Distinguished Fellows!

Congratulations to our Academic Department of Radiology Chair, Dr. Julian Dobranowski, on his recent honour of being named as one of Mohawk College's Distinguished Fellows for 2022. Dr. Dobranowski is one of eight to be inducted as a fellow this year at Mohawk College's convocation ceremonies.

*“Mohawk's Distinguished Fellows make invaluable contributions to the college through academic advisement and student engagement, community outreach and strategic advisement to Mohawk's senior leadership team.”*

*“Dr. Dobranowski is a practicing Radiologist and is the Professor and Chair in the Department of Radiology at McMaster University, Hamilton. He is also the Chair of the steering and scientific committees of the recently created Juravinski Research Institute. Dr. Dobranowski is passionate about quality in patient care and provincially holds the position of Provincial Head for the Cancer Imaging Program at Ontario Health Cancer Care Ontario and the position of Provincial Clinical Lead Access to Care MRI/CT. His textbook Discover Radiology: Chest X-ray Interpretation was awarded the British Medical Association Radiology Textbook of the Year Award in 2014.*

*Dr. Dobranowski has been involved in several innovative projects beyond clinical care. These include working with NASA on the NASA Extreme Environment Mission Objectives (NEEMO 6 and 9). He has also participated in the creation of an MRI compatible robot for real-time breast biopsies and tumor ablation.*

*In 2021 Julian was honoured by the Canadian Association of Radiologists with the Distinguished Career Achievement Award.”*

Congrats Julian on your accomplishment! Thank you to Kim Harper for bringing this great news to our attention!

<https://www.mohawknewsdesk.ca/congratulations-to-mohawks-2022-distinguished-fellows/>



**Dr. Julian Dobranowski**  
Academic Chair  
Department of Radiology  
Faculty of Health Sciences  
McMaster University





**YOU DID IT!**  
CONGRATULATIONS!

**BIG SHOUT OUT** and CONGRATULATIONS to **DR. NAVEEN PARASU, MBA!**

Dr. Parasu recently graduated from the Rotman School of Management, University of Toronto, receiving his Global Executive MBA for Healthcare and the Life Sciences.

Dr. Parasu completed this 18-month program where students learned to drive strategic change by bridging healthcare and life sciences with business, honing their entrepreneurship acumen, focus on global best practices across the full value chain of healthcare sector by visiting other countries, and building a strong network of experts with classmates, faculty, and global industry leaders.

Congratulations Dr. Parasu on this HUGE accomplishment!!!!

**Dr. Naveen Parasu**  
Staff Radiologist  
Juravinski Hospital & Cancer Centre  
Associate Professor  
Department of Radiology  
McMaster University




**THANK YOU!**

**Dr. Christian van der Pol and Dr. Naveen Parasu!**

*“I would like to thank Dr. Christian Vander Pol and Dr. Naveen Parasu who joined me for educational sessions on pancreatic cystic lesions and soft tissue tumors at the 21st Nanavati MRI teaching course in Mumbai, India. The talks were well received and there were over 150 attendees for these sessions.”*

*- Dr. Ameya Kulkarni*

Dr. Kulkarni also participated at the 21st Nanavati MRI teaching course presenting a session on MRI O-RADS.



**Molecular Pathology**

- Fluorescence *in situ* hybridization (FISH) analysis
- Amplification of MDM2 (Mouse Double Minute 2) gene in ALT

**69 YEAR OLD FEMALE**

Please email me if you have a “Shout Out” to recognize amazing work! [howesjov@mcmaster.ca](mailto:howesjov@mcmaster.ca)

# Recent Publications



**Dr. Eman Marie**  
Staff Pediatric Radiologist  
McMaster Children's Hospital  
Assistant Professor  
Department of Radiology  
McMaster University

## RadioGraphics

Pediatric Imaging

### Non-Hodgkin Lymphoma Imaging Spectrum in Children, Adolescents and Young Adults

Eman Marie , Maria Navallas , Douglas S. Katz, Elnaz Farajirad, Angela Punnett, Sunit Davda, Amer Shamma, Kamaldine Oudjhane, Reza Vali

[https://pubs.rsna.org/doi/10.1148/rg.210162?url\\_ver=Z39.88-2003&rfr\\_id=ori:rid:crossref.org&rfr\\_dat=cr\\_pub%20%20pubmed](https://pubs.rsna.org/doi/10.1148/rg.210162?url_ver=Z39.88-2003&rfr_id=ori:rid:crossref.org&rfr_dat=cr_pub%20%20pubmed)



CANADIAN ASSOCIATION OF  
RADIOLOGISTS JOURNAL  
JOURNAL DE L'ASSOCIATION  
CANADIENNE DES RADIOLOGISTES



### Intraobserver Reliability on Classifying Bursitis on Shoulder Ultrasound

Tyler M. Grey, Euan Stubbs, Naveen Parasu

<https://journals.sagepub.com/doi/10.1177/08465371221114598>



**Dr. Tyler Grey**  
PGY 5 Resident  
Department of Radiology  
McMaster University

## THE LANCET Oncology



**Dr. Ankush Jajodia**  
Body/Cross-Sectional Fellow  
SJH/JHCC  
Department of Radiology  
McMaster University

### Bridging the equity gap in patient education: the biliary tract cancer BABEL project

the BABEL working group of the COST Action 18122 (EURO-CHOLANGIO-NET), part of the European Network for the Study of Cholangiocarcinoma

May 2022; *The Lancet Oncology* 23(5):568-570

[https://doi.org/10.1016/S1470-2045\(22\)00143-7](https://doi.org/10.1016/S1470-2045(22)00143-7)

# Recent Publications



**Dr. Ankush Jajodia**  
Body/Cross-Sectional Fellow  
SJH/JHCC  
Department of Radiology  
McMaster University

## **Adding MR Diffusion Imaging and T2 Signal Intensity to Neck Imaging Reporting and Data System Categories 2 and 3 in Primary Sites of Postsurgical Oral Cavity Carcinoma Provides Incremental Diagnostic Value**

**A. Jajodia, G. Mandal, V. Yadav, J. Khoda, J. Goyal, S. Pasricha, S. Puri and A. Dewan**

**June 2022; American Journal of Neuroradiology 43(7)**

<https://doi.org/10.3174/ajnr.A7553>

## **Intrathyroidal Plasmacytoma with Pleomorphic Multilobated Bizarre Cells: A Rare Primary Clinicopathological Presentation Mimicking Anaplastic Carcinoma of Thyroid**

**Sunil Pasricha, Himanshi Diwan, Divya Bansal, Ankush Jajodia, Mudit Agarwal, Gurudutt Gupta, Anila Sharma, Garima Durga, Meenakshi Kamboj, Venkata Pradeep Babu Koyyala and Anurag Mehta**

**June 2022; Head and Neck Pathology**

<https://link.springer.com/article/10.1007/s12105-022-01465-2>

## **Barriers to Artificial Intelligence implementation in radiology practice: What the Radiologist needs to know**

**A.V. Nair, S. Ramanathan, P. Sathiadoss, A. Jajodia, D. Blair Macdonald**

**July 2022; Radiologia**

<https://doi.org/10.1016/j.rx.2022.04.005>

## **Spectrum of opportunistic fungal lung co-infections in COVID-19: What the radiologist needs to know**

**Anirudh Venugopalan Nair, Subramaniyan Ramanathan, Parang Sanghavi, Venkatesh Manchikanti, Soumya Satheesh, Mahmoud Al-Heidous, Ankush Jajodia, David Blair Macdonald**

**July 2022; Radiologia**

<https://doi.org/10.1016/j.rx.2022.06.006>

# Baby News!



Congratulations are in order for Dr. Natasha Larocque, HGH Radiologist, as she has become a new MOM for the first time!!!

Dr. Larocque and her partner, Manuel, welcomed their first child, a baby boy, **Noah Gabriel Gil**, on June 20th, 2022!

Noah came into our world at 1:29 pm & weighed 8 lbs 1ozs

Congratulations Natasha and Manuel on the birth of your son, Noah, and your growing family!

## FALL FAIR SCHEDULE

**HAMILTON & SURROUNDING AREA**

CAMBRIDGE FALL FAIR	SEPT 8-11, 2022
BINBROOK FALL FAIR	SEPT 16-18, 2022
ANCASTER FALL FAIR	SEPT 22-25, 2022
MILTON FALL FAIR	SEPT 23-25, 2022
CALEDONIA FALL FAIR	SEPT 29-OCT 2, 2022
NORFOLK COUNTY FAIR	OCT 4-10, 2022
ROCKTON WORLD'S FAIR	OCT 7-10, 2022

Orange Shirt Day  
National Day of Truth  
and Reconciliation  
September 30, 2022

**SUBMISSIONS DUE for  
OCTOBER NEWSLETTER ISSUE:  
Monday, September 19th**

*Welcome new residents, fellows, staff and faculty members! I hope you all were able to enjoy summer vacations and warmer weather!*

*I am happy to announce that in my new role, I will continue to work on the newsletter each month and continue to bug you all for submissions!*

*Have an amazing month!  
Tori*

### Recipe for Iced Coffee

1. Have kids
2. Make coffee
3. Forget you made coffee
4. Drink it cold

Summer is over.  
Time to officially remember what day of the week it is.



**DO YOU HAVE A FEATURE  
OR SHOUT OUT TO SHARE?  
Email: [howesjov@mcmaster.ca](mailto:howesjov@mcmaster.ca)**