
	EDUCATION NEWS.....	4
	ROUNDS.....	16
	ACADEMIC CORNER.....	18
	SPOTLIGHT.....	19
	AWARDS, HONOURS & RECOGNITION.....	26
	FEATURE.....	27
	RESEARCH CORNER.....	28
	THE LAST PAGE.....	29

Medical *Imaging*



MESSAGE
FROM THE CHAIR



The new Academic Year has started. The second in the COVID era. The current rise in number of new cases means we need to be vigilant as we try to stay optimistic that the pandemic will be under control soon. We have good reason to be optimistic with over 71% of eligible Ontarians having received their first vaccination and over 64% being fully vaccinated.

We've included further information regarding current University and Hospital policies for mandatory vaccination and testing in this issue.

Please join me in welcoming the following newest members to our faculty:

- Dr. Natasha Larocque (Abdominal Imaging and Intervention fellow at the Beth Israel Deaconess Medical Centre, Harvard Medical School)
- Dr. Prasa Gopee-Ramanan (Breast and Abdominal Imaging fellowship, University of Toronto)
- Dr. Zonia Ghumman (Body Imaging fellowship, St. Michael's Hospital, University of Toronto)

- Dr. Syed Umair Mahmood (Clinical Fellowship in Interventional Radiology, University Hospitals Leicester; Interventional Radiology Fellow, Nottingham University Hospital)

This academic year we welcome 6 new residents (for a total of 33) and 14 new fellows.

We are in the final stages of developing the Department of Radiology Strategic Plan: "Knowledge Advancing Healthcare 2022-2025". Created by faculty, staff, students and partners of our broader community, this plan sets the course for our future and lays out three overarching priority areas with specific objectives that we'll work together collectively to accomplish over the next three years. Now more than ever, leadership in advanced and integrated medical imaging is critical for the health system. Aligned in a common vision and committed to a shared strategy, the Academic Department of Radiology is well-positioned to deliver! Thank you to everyone that contributed to this process.

Stay tuned for the official launch in September/October.

With the Strategic Plan in place, we are set to renew our Radiology Department website. Our goal is to design the website to serve the functional needs of our faculty, students and broader community. We want the website to be appealing, current and to serve as the "go-to" source of information regarding Radiology. We will be looking for your advice and input around needs, functionality and content. Hina Zahid, who recently joined our department as Program Coordinator, will be helping with this website renewal as well as developing a social media presence for our department.

We are excited to be working on a Medical Imaging collaboration between Mohawk College and McMaster. The collaboration has Clinical, Education and Research components. We will report further details regarding this initiative in the near future.

Stay safe,

Julian Dobranowski

IMPORTANT COVID-19 Vaccination Updates for ALL Faculty and Staff

Provincial COVID-19 Vaccination and Testing Mandate; and Mandatory Vaccination Status Reporting at HHS

- ⇒ the Provincial Government issued a [directive](#) requiring all Ontario hospitals to develop and implement COVID-19 vaccination policies
- ⇒ [Hamilton Health Sciences, along with our regional hospital partners](#), supports this directive and planning is already underway
- ⇒ The Chief Medical Officer of Health was clear that this directive sets a minimum standard. **The vaccination program must be effective no later than September 7, 2021**, and at a minimum **will require staff, physicians, learners, volunteers and contractors to provide proof** of one of three things:
 - ⇒ Full vaccination against COVID-19;
 - ⇒ A medical reason for not being vaccinated against COVID-19; or
 - ⇒ Completion of a COVID-19 vaccination educational session.
- ⇒ Individuals who are not fully vaccinated against COVID-19 will be required to undertake regular testing.
- ⇒ **HHS Screening Link:** <https://hssscreening.hhsc.ca/Login?ReturnUrl=%2f>

McMaster requires proof of vaccination and mandatory vaccines

- ⇒ [A letter from the President and Provost](#)
- ⇒ **Ontario COVID-19 Self-Assessment Screening Link:** <https://covid19.mcmaster.ca/campus-health-safety/#tab-content-screening-process>
- ⇒ **McMaster University Faculty of Health Sciences COVID-19 Self-Assessment Screening Link:** <https://fhsscreening.mcmaster.ca>

For further updated information please stay connected to The HUB and watch for “Back to Mac” Updates to your inboxes.

****PLEASE NOTE:** You are only required to show compliance to one screening tool upon coming on site; you do NOT have to do both McMaster and HHS screening tools if attending MUMC/MCH.**



**WE HAVE
MOVED
OFFICES!**

**3N26
Blue Section**

The Department of Radiology is pleased to announce that we have officially moved offices within McMaster University Medical Centre! **We are now located in 3N26, Blue Section.**


This move includes:

- ⇒ **Dr. Julian Dobranowski**, Chair
- ⇒ **Dr. Karen Finlay**, Associate Chair of Education/DEC and Chief, Department of Diagnostic Imaging, HHS
- ⇒ **Lisa Reid**, Manager
- ⇒ **Marilynn Scott**, Fellowship Coordinator/Admin Assistant to Dr. Dobranowski
- ⇒ **Hina Zahid**, Project Coordinator
- ⇒ **Tori Howes-Jones**, Tenure & Promotion Coordinator/Admin Assistant to Associate Chair of Education/DEC and Chief Admin to Dr. Karen Finlay, HHS

Please note that we are not currently on-site and “in” our new office space as of yet due to pandemic restrictions; however we will keep you posted as to when we will be returning.


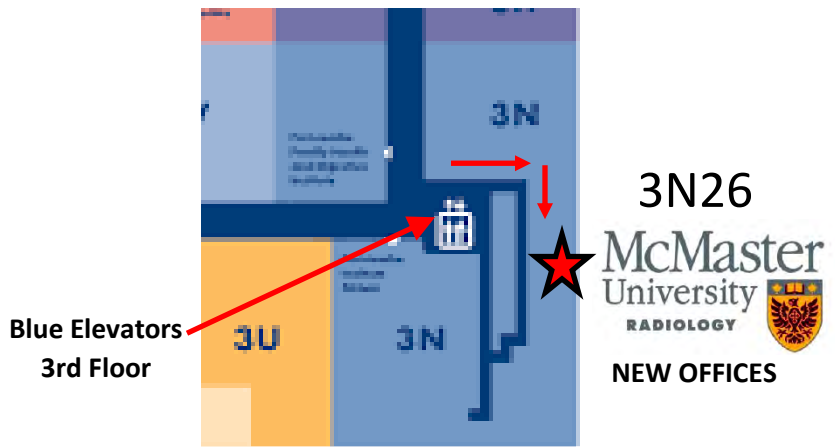
We all look forward to when we can have visitors to show off the new space!

Department of Radiology



DIRECTIONS TO 3N26:

Take the Blue elevators to Level 3; turn to your right upon exiting the elevators. Follow the hallway to the end and turn to your right. Our new office space is located approximately half way down on your left hand side.





ACADEMIC FACULTY CALENDAR

2021 September

Monday	Tuesday	Wednesday	Thursday	Friday
		01	02	03
06  HAPPY LABOUR DAY	07	08	09	10
13	14	15	16	17
20	21	22	23 5:30pm-6:30pm Regional Rounds - Demystifying CBME: What YOU need to know - Dr. Crystal Fong & Dr. David Callen	24
27	28	29	30 NATIONAL DAY for TRUTH and RECONCILIATION Orange Shirt Day <i>New Federal Holiday</i>	



UPDATE



Click on the 1st link below for responses & information to the topics listed:

**[McMaster requires proof of vaccination and mandatory vaccines:
A letter from the President and Provost](#)**

[How to manage the anxiety of returning to in-person life](#)

[McMaster-based study supports third vaccination for seniors](#)

[What can we learn from those who have been on campus throughout the pandemic?](#)

[Antidepressant fluvoxamine can save COVID-19 patients, McMaster-led research shows](#)

[Video and recap: Faculty & staff town hall Aug. 11](#)

[Student residences will require COVID vaccinations](#)

[Safety measures on campus](#)

[More outdoor space on campus to connect in the fresh air](#)

[McMaster experts answer your COVID-19 questions](#)

[McMaster project will improve access to palliative care for Indigenous Ontarians](#)



Department of Radiology QUATREFOIL R e s t a u r a n t Graduation Celebration

Graduation 2021 (and 2020)!!!

We were very lucky to be able to hold our resident graduation dinner in June 2021. Thank you to Quatrefoil Restaurant for opening their doors to our group to celebrate the completion of our academic year. We were pleased to see our resident group together in one place for the first time in a very long time!!! Thank you to members of 2020 graduating class who were also able to attend this year's celebration!!

- Dr. David Landry

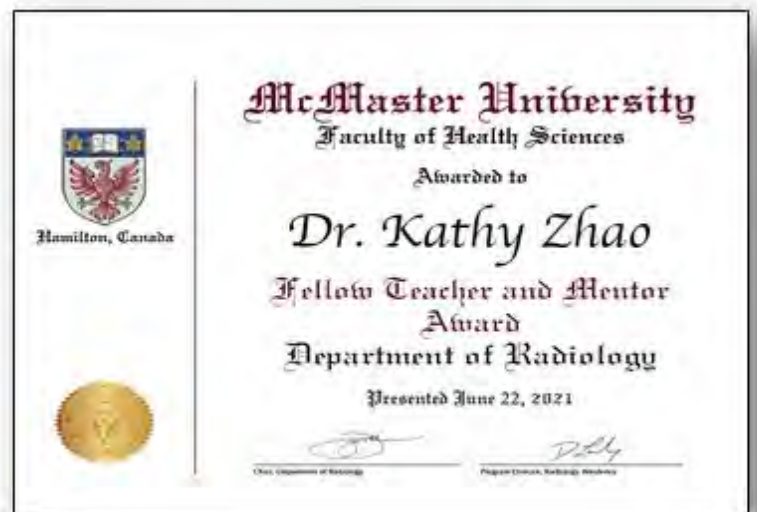





Radiology Residency & Fellowship Program Awards 2020-2021

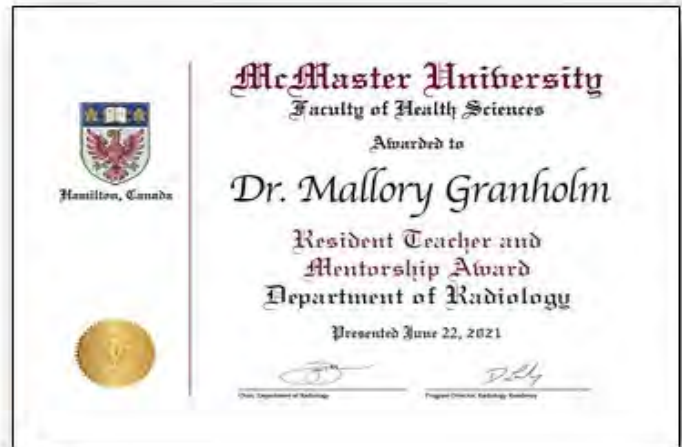


Congratulations to all of our Radiology Residency and Fellowship Program Award Recipients !






Residency & Fellowship Program Awards Continued ...



Radiology Fellowship Program Awards





ACADEMIC UPDATE: Radiology Fellowship Program

We are pleased to welcome 14 Radiology fellows for the 2021/22 academic year. Twelve have arrived on site and the remainder 2 expected in September. This year, our fellows arrived from various countries and regions throughout the globe: United Kingdom, Jamaica, India, Pakistan, Saudi Arabia, United Arab Emirates (UAE), and of course Canada.

Challenges have presented over the last couple of years due to Covid-19 concerns and restrictions. Paperwork is taking longer to process, delays and cancellations of flights to Canada, 14 day quarantine measures, once in-person meetings are now virtual, and so on. The fellows and their families have endured and have arrived safe and sound.

We miss not getting together at our annual Fellows Welcome Dinner held every September at The Hamilton Club. Hopefully next year.

Our program offers the following fellowships :

- Breast Cross Sectional - JHCC and SJHH
- **Combined Cross Sectional - (NEW)** - JHCC/SJHH - 6 months at each site
- Cross Sectional - JHCC and SJHH
- Interventional - JHCC/HGH/MUMC - rotates throughout 3 sites
- MSK (2 sites) - JHCC/SJHH - 6 months at each site
- MSK - Trauma/Sports Medicine - HGH
- Neuroradiology - HGH
- Pediatric - MCH
- **Nuclear Medicine - (NEW)** - Dr. Olfat Kamel Hasan, NM Fellowship Director - *visit the webpage for further information*
https://fhs.mcmaster.ca/radiology/fellowship/nm_fellowship_director.html

All fellows are highly encouraged to present a Research project at our Annual Research Day held in April. Prizes are awarded to the presenters of the top 3 fellows' research projects.

Presently we are accepting applications for the 2023/24 academic year until the end of August. We typically receive around 200 applications each year. Each applicant can select up to three fellowships (ranking 1st, 2nd & 3rd choice). Applications are sorted and sent to the site supervisors in September for review and short listed. Short listed applicants are contacted for an interview and offers are sent out by early November.

We constantly work with and have a very close relationship with the postgrad department to ensure all of the fellows' paperwork and requirements get completed and submitted to the various agencies on time. We thank all of our site supervisors and faculty for their time and dedication devoted to the fellows. We recognize the site admins for helping the fellows get settled in their departments; scheduling training and computer access; housing and entertainment suggestions and much more. We appreciate everyone's contribution to the overall success of our fellowship program.

We look forward to updating you more in the future about the progress of our new fellowships and news within the program. In the meantime, we are extremely pleased to profile 6 of our fellows in this issue with more fellow profiles to follow in upcoming issues.

Dr. Ehsan Haider

Radiology Fellowship Program Director
St. Joseph's Healthcare Hamilton
Email: ehaider@stjosham.on.ca

Marilynn Scott

Fellowship Program Coordinator
McMaster University
Email: scottmar@hhsc.ca



Department of Radiology Welcomes New Fellows 2021-2022

Dr. Khunsa Faiz - Diagnostic Neuroradiology, HGH



Dr. Khunsa Faiz

What attracted you to apply for a fellowship at McMaster University?

McMaster has a diverse student population, with one of the highest international students representation among the other Canadian universities.

What do you want to have achieved at the end of your fellowship?

- 1) To gain knowledge of advanced neuroimaging techniques like MRS, DTI, fMRI and perfusion imaging.
- 2) To be able to publish at least 3 papers on my ongoing research projects.

Tell us a bit about yourself.

I am a board certified Radiologist from Pakistan, where I was trained as a general radiologist at a Military based centre. I have also worked as a research associate at University of Manitoba. During this time, I was able to publish many papers on neuroradiology. Outside of work, I am a proud mommy of 3 and love to travel with my family.

What are your future goals?

- 1) To write Royal college of neuroradiology exam
- 2) To get a full license to practice as a neuroradiologist in Canada

Dr. Adam Jokhio - Cross Sectional Imaging, JH/SJHH



Dr. Adam Jokhio

What attracted you to apply for a fellowship at McMaster University?

A big draw to the McMaster Cross Sectional imaging program was the ability to do the combined program and see such a breadth of pathologies while working with and learning from great teachers in Radiology. Additionally, being close to both my wife's and my family was a huge draw. We both have been away from the area for many years and being back now has been a great experience.

What do you want to have achieved at the end of your fellowship?

Through my fellowship I am hoping to gain experience in through seeing lots of cases with varying pathologies while learning from the great staff at both sites. Also, hope to engage in teaching for medical students and residents. Finally, I hope to engage in meaningful research that can be accomplished in my short time here

Tell us a bit about yourself.

I grew up in Mississauga and went to McMaster for undergrad. For medical school I had the unique experience of going to the Royal College of Surgeons in Ireland. Dublin was a great place to live for four years! After medical school I was fortunate to match to the Queen's University Radiology program. My wife and I have moved to Oakville which has been great for us as our families are in Milton and Mississauga. Outside of medicine I am a huge basketball fan and I love technology/gaming. Most recently we have picked up playing Pickleball which is a great mix of table tennis and tennis.

What are your future goals?

In the future I hope to live in the Oakville/ Mississauga area to be close to family. I would love for the opportunity to work in an academic setting to be involved in medical education. Hopefully, the future job opportunities allow for that!



Department of Radiology Welcomes New Fellows 2021-2022

Dr. Adam Legge - Musculoskeletal, SJHH/JH



Dr. Adam Legge

What attracted you to apply for a fellowship at McMaster University?

The opportunity to study at a program with a strong reputation, dedicated educators, and a diverse spectrum of oncology, rheumatology, trauma, and sports imaging. The city is the perfect size for us, with ample green space and plenty of parks and trails for our dogs.

What do you want to have achieved at the end of your fellowship?

The knowledge, confidence, and efficiency necessary to thrive in a fast-paced, rapidly evolving field, increasingly critical to our medical system. I'd also like to learn the proper pronunciation of "anisotropy".

Tell us a bit about yourself.

I was born and raised in Western Newfoundland, where I completed my undergraduate degree in General Science, with minors in math, chemistry, and biology. I later completed my medical degree at Memorial University of Newfoundland in St John's. I met my fiancée, Sandra, while studying radiology at Queen's University. We've just settled into our Hamilton home with our two dogs, Darwin the whippet and Lucky the poodle.

What are your future goals?

We're due to be married next year in Toronto, with a few children to follow shortly thereafter. We hope to settle close to family in Southern Ontario.

Dr. Matthew Lubanovic - Body Imaging, SJHH



Dr. Matthew Lubanovic

What attracted you to apply for a fellowship at McMaster University?

I graduated from McMaster as an undergraduate student and, after attending Western University for medical school, completed my residency at McMaster. Being born and raised in Hamilton, training to be a doctor in the city I grew up in is a great privilege.

What do you want to have achieved at the end of your fellowship?

I'm excited to continue learning with all the incredible staff at St. Joe's and to further develop an expertise in abdominal imaging.

Tell us a bit about yourself.

I was born and raised in Hamilton. In my spare time, I enjoy hiking and biking in the summer and skiing in the winter. I have a passion for cooking and trying new recipes.

What are your future goals?

I want to make an impact at the community level and also hope to explore a greater role in teaching when I have completed my fellowship.



Department of Radiology Welcomes New Fellows 2021-2022

Dr. Christopher Wilks - Vascular and Interventional Radiology (ending September 2021), Cross-sectional Imaging (starting in October 2021) - JH/HGH/MUMC



Dr. Christopher Wilks

What attracted you to apply for a fellowship at McMaster University?

The passion for my field as well as references from two of my colleagues who previously did fellowships at McMaster. I also did my own research and was excited about the program and how it can positively impact my career as a Specialist in the Radiology field.

What do you want to have achieved at the end of your fellowship?

My aim is to be fully competent in both areas of fellowship training, which will allow me to make a valuable contribution to whichever institution I am privileged to be a part of in the future. I also hope to build a lifelong network with specialists who are at the top tier of their respective fields.

Tell us a bit about yourself.

I am from Jamaica, one of the most beautiful islands in the world. The capital city of Kingston where I was born and grew up was also home to my medical training and residency. I am a devoted Christian, married with three beautiful kids. I enjoy spending time with my family and friends, watching sports, trying new food, singing and travelling.

What are you future goals?

To have a career that is fulfilling, that challenges me to grow continuously, and that is also well balanced with my home life. I also envision myself being a major contributor to the medical revolution in Jamaica by offering world class services while acting as a mentor to young doctors in the similar field of study.

Dr. Ruben Geevarghese - Interventional Radiology, JH/HGH/MUMC

What attracted you to apply for a fellowship at McMaster University?

The exposure of the fellowship to GI/Hepatobiliary and Interventional Oncology procedures most attracted me to the IR fellowship.

What do you want to have achieved at the end of your fellowship?

To be a competent Interventional Radiologist able to perform a breadth of image guided procedures.

Tell us a bit about yourself.

I went to medical school and completed all of my preceding post-graduate training in the U.K. . Outside of medicine, I enjoy travelling and cooking. I am also definitely hoping to get a chance to do some snowboarding.

What are you future goals?

Interventional Radiology is a field of significant innovation and I hope to contribute to it both in day-to-day clinical practice and through undertaking meaningful research studies in the future.



VISITING PROFESSOR SERIES via ZOOM

SAVE THE DATES 2021-2022

Tuesday, October 5th & Wednesday, October 6th 2021 - Dr. Jim Raptis - Chest

Tuesday, November 2nd & Wednesday, November 3rd 2021 - Dr. Scott D Steenburg - Emergency Radiology

Tuesday, January 11th & Wednesday, January 12th 2022 - Dr. Frank Scholz - Abdominal

Tuesday, February 1st & Wednesday, February 2nd 2022 - Dr. Thanh Binh Nguyen - Neuro

Tuesday, March 1st & Wednesday, March 2nd 2022 - Dr. Mindy Horrow – Ob/Gyn

Tuesday, April 5th & Wednesday, April 6th 2022 - Dr. Daniel B Kopans - Breast

Tuesday, May 3rd & Wednesday, May 4th 2022 - Dr. James D Fraser - Cardiac

Tuesday, June 7th & Wednesday, June 8th 2022 - W Peter Cockshott Memorial Lecture

Dr. Mark Cresswell - MSK

Tuesday, June 28th & Wednesday, June 29th 2022 - Hooker Award Lecture

Professor Steve Halligan

Unless otherwise noted, the times for the series are as follows:

Tuesday presentations 6:00 pm

Wednesday presentations, 7:30 am and 12:00 pm



Thank you to Dr. Supriya Kulkarni, Breast Division Head & Associate Professor, University of Toronto; Staff Radiologist, Joint Department of Medical Imaging, University Health Network, Mount Sinai Hospital, and Women's College Hospital, for her Visiting Professor Breast Imaging Presentations in June of this year. Dr. Kulkarni covered topics on “Calcifications Revisited”, “Triangulation Made Easy” and “Digital Breast Tomosynthesis - Practical Reporting Tips”. Thank you once again Dr. Kulkarni!



Diagnostic Imaging Regional Rounds Congratulations Award Winners 2020-21

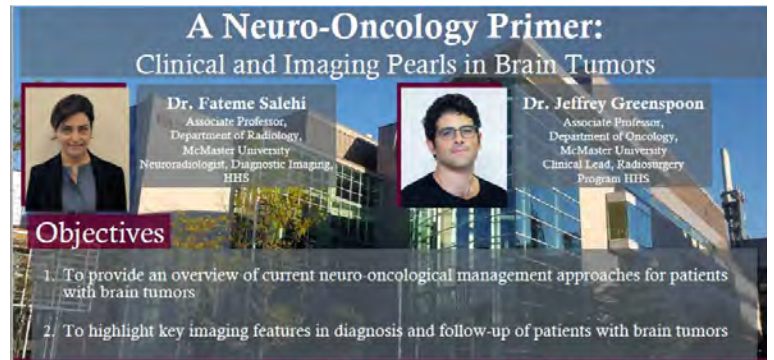


The end of the 2020-21 academic year marked the first full year of Regional Radiology Professor Round presentations and with that comes awards. We would like to announce our first ever award winners in two categories; Most Attended and Most Current Topic. Congratulations to Sarah Allred and Lisa Billone for their presentation “MSK Series: Distal Bicep Tendon” which was the Most Attended Rounds of the year! We had a tie for Most Current Topic this year with Dr. Yoan Kagoma & Dr. Javeed Sukhera’s presentation. “Racism and Bias in Medicine” and Dr. Ali Sabri’s presentation, “Novel Coronavirus: Past, Present & Future”. Congratulations and thank you for contributing to our regional radiology professor rounds!

Thank You to all of the Presenters!

We would like to also thank the registrants and our team for the great rounds we have had this summer!

On June 10th, we welcomed Dr. Fateme Salehi and Dr. Jeffrey Greenspoon’s presentation, “A Neuro-Oncology Primer: Clinical & Imaging Pearls in Brain Tumors”. This was a well attended presentation and we would like to thank Dr. Salehi and Dr. Greenspoon for taking the time to present at our Regional Rounds. This was viewed as a, “Great presentation with lots of practical tips!” and a “Great integration of perspectives and research, thank you!”.



On July 15th, we welcomed Dr. Shauna Kennedy and Dr. Colby Oitment, from the Departments of Radiology and Orthopedic Surgery where they presented their “brilliant Hybrid presentation”, on “interdisciplinary approach to a commonly used but frequently variably interpreted spine imaging”.



The session was well attended by radiologists and some clinicians, who benefited from “Excellent tips to what clinicians need to know on MRI of lumbar spine”. This is part of the McMaster CME outreach, which “is very much appreciated” by our community. Comments included “Excellent speakers, who presented very useful information that would change day to day work” and it was a “Well organized and overall very well done”. Thanks again to our Regional Rounds team and supporters, Tori, Evan, Tyler, as well as Dr. Dobranowski!



Diagnostic Imaging Regional Rounds

Please join us for September's Regional Professor Rounds

Thursday, September 9th

5:30 pm - 6:30 pm

"Demystifying Competency-Based Medical Education (CBME): What YOU need to know!"

FEATURING:

Dr. Crystal Fong and Dr. David Callen

[CLICK HERE TO REGISTER](#)



Demystifying Competency-Based Medical Education: What YOU need to know!



Dr. Crystal Fong
Assistant Professor,
Department of Radiology,
McMaster University
Neuroradiologist, HGH
HHS



Dr. David Callen
Associate Professor,
Division of Pediatric Neurology,
Department of Pediatrics,
McMaster University,
Pediatric Neurologist, HHS

Objectives

1. Explain why medical education has been converted to competence-based from time-based training
2. Define jargon like EPA, milestones, and O-scores
3. Understand the practical aspects of competence-based medicine and how it relates to you as Radiologists

Diagnostic Imaging Regional Professor Rounds
September 23, 2021 | 5:30 p.m. McMaster

SAVE THE DATE

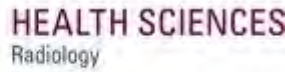
Join us for the next Regional Rounds - **Thursday, October 14th** - 5:30-6:30pm

Dr. Naveen Parasu and Dr. Michelle Ghert - MSK Oncology



Radiology Rounds by Site 2021

	MONDAY	TUESDAY	WEDNESDAY	THURSDAY	FRIDAY
NEW! ALL SITES		1700 Peer Learning Education Rounds (2nd Tuesday/month)			
JURAVINSKI HOSPITAL AND CANCER CENTRE	1200 Rad/Path Breast Rounds (@ BAC) 1230 GI DST Rounds (Zoom) 1400 GIUP Rounds (JCC) 1600 Gyne/Onc Rounds (Zoom)	0815 MSK ROUNDS (Zoom) 1200 Resident Rounds (Zoom)	0800 Resident Rounds 0800 Multidisciplinary Breast Rounds DST (3-88-JCC) *Resumes Sept 13th*	0700 Hepatobiliary Rounds (Zoom) 0900 CNS Tumor Board 1000 Neuro Onc Rounds (Fellows) 1200 Resident Rounds (Zoom) 1310 Sarcoma Rounds (Zoom)	0800 Resident Rounds (all rounds in DI Conference Rm) 1100 Head/Neck Rounds JCC 1200 Interesting Case Rounds (Zoom)
HAMILTON GENERAL HOSPITAL	1200 Radiology Teaching Rounds	0700 Spine Rounds 0800 Regional Cardiology Rounds (David Braley Centre, General Campus, Auditorium) 0815 MSK Tumor Rounds (DI Classroom) 1200 Radiology Teaching Rounds 1200 Stroke & Neurovascular Rounds (DI Classroom, Rm 2-158) 1600 Trauma Rounds (Theatre Auditorium) M&M Rounds 1st Tues. of month	0730 Vascular Rounds (5N Teaching Room) 0800 Arrhythmia Rounds (Theatre Auditorium) 1230 M&M Rounds (DI Classroom) set once a month	0800 Stroke Rounds (David Braley Centre, General Campus, Auditorium) 0800 CNS Tumor Rounds (DI Classroom) once a month 0815 MSK Trauma Rounds (Zoom) 1130 Neuro Academic Half-Day Rounds 1230 Interesting Case Rounds	0800 Neuroscience Rounds (David Braley Centre, General Campus, Auditorium) 1200 Radiology Teaching Rounds
MCMASTER UNIVERSITY MEDICAL CENTRE	Pediatric Hot Seat Resident Rounds (scheduled mth to mth) 0800 Pediatric Tumor Board (Every 2nd week – 3F) 1200 Pediatric Neuroradiology Rounds (Room 3N50)	1200 Adult Hot Seat Resident Rounds 1200 PVA Vascular Rounds (1st Tues. of the month) 1300 Neuro-oncology Rounds (3F) 1300 Rheumatology (2nd Tues. of each month)	0800 Adult GI Rounds (Room 2S32) 1200 CPEP-Seizure Rounds (2nd Wed of the month)	0800 Surg/Rad/Path (SRP) Rounds (3rd Thursday of each month—Room 2S32) 0900 Respiratory Rounds (2nd Thursday of each month) 1200 Adult Hot Seat Resident Rounds	1200 GI Ped Rounds (Room 2S32—Every other Friday) **NOTE: Pediatric Resident Rounds are scheduled on a month by month basis - day/time is not always the same**
ST. JOSEPH'S HEALTHCARE HAMILTON <small>(All rounds in DI Conference Room TO102 unless otherwise specified)</small>	0730 Angio Access for Transplant Rounds (feasible Mon. bimonthly) 1200 Ultrasound Rounds (feasible Monday of each month) 1300-1400 Resident Rounds 1630-1730 Thyroid MCC Rounds (2nd Monday of each month) 1630-1730 Head & Neck MCC Rounds (4th Monday of each month)	0800-0900 Vascular Difficult Access Rounds (1st Tuesday of each month) 1200-1300 Interesting Case Rounds (1st, 3rd & 4th Tuesday of every month) ON PAUSE 1200-1300 QA Rounds (2nd Tues. of mth) ON PAUSE 1300-1400 Resident Rounds 1630-1730 Genitourinary MCC Rounds (1st and 3rd Tuesday of every month)	1200-1300 MSK Radiology Rheumatology Rounds (every Wednesday) 1300-1400 Resident Rounds	0730-0800 Colorectal Rounds 0800-0900 Breast Pathology Rounds 1200-1300 MRI Rounds (1st Thursday of every month) 1300-1400 Resident Rounds	1200-1300 Lung MCC Rounds 1300-1400 Resident Rounds



****NEW** PEER LEARNING EDUCATION ROUNDS (All Sites)**
starting Tuesday, September 14th!

The Peer Learning Education Rounds will occur the second Tuesday of every month from 5:00 - 6:00 pm starting in September 2021 with the exception of July and August. Some of you may have already come across the invite in your email inbox for the Peer Learning Education Rounds starting **Tuesday, September 14th**. Each radiology subspecialty will be the focus twice during the year and **you are expected to make every effort to attend the sessions that apply to your subspecialty**. All are welcome to attend every session.

Please refer to the table below for meeting dates and subspecialties for the 2021-2022 academic year. Details for these rounds will be updated with the specialty for each month.

DATE	SPECIALTY
Tuesday, September 14 th , 2021	BODY – Cross-Sectional, Chest & Abdo (CT/MR)
Tuesday, October 12 th , 2021	NEURO
Tuesday, November 9 th , 2021	MSK
Tuesday, December 14 th , 2021	X-RAY (General/Non-MSK)
Tuesday, January 11 th , 2022	ULTRASOUND (General/Non-MSK)
Tuesday, February 8 th , 2022	BODY – Cross-Sectional, Chest & Abdo (CT/MR)
Tuesday, March 8 th , 2022	NEURO
Tuesday, April 12 th , 2022	MSK
Tuesday, May 10 th , 2022	X-RAY (General/Non-MSK)
Tuesday, June 14 th , 2022	ULTRASOUND (General/Non-MSK)



2021 Fall Cohort

Bridging Leaders Program

Brought to you by the McMaster Faculty of Health Sciences Office of Continuing Professional Development

Introducing the Bridging Leaders Program...

After a successful initial pilot, we are now scaling the Bridging Leaders Program within our new Office of Continuing Professional Development (CPD). Bridging Leaders is a 4-month program aimed at raising the capacity of leaders who have to navigate multiple roles/frames within an organization (or even multiple organizations!). Unlike most leadership training, which have people considering one perspective to set their vision and mission, our Bridging Leaders Program is meant to help people navigate competing interests across multiple roles, groups, etc.

Fall Cohort

Applications are due September 15, 2021.

Program Runs: Thursdays, September 23rd - December 16th, 2021, 1-5 pm ET

Main Teaching Sessions*

- September 23, 2021
- October 14, 2021
- November 4, 2021
- November 25, 2021
- December 16, 2021

**Additional Small Group Project Time will be asked of the team.*

To learn more about the Bridging Leaders Program, head over to our webpage, [here](#).

We hope you find Bridging Leaders as worthwhile a program as we do, and we encourage you to share this exciting opportunity with your fellow faculty and peers. Our first cohort was a great success, and we hope you'll join and make our second even better!

Thank you,

Teresa Chan



WELCOME NEW RADIOLOGISTS



Dr. Natasha Larocque - HGH Body Radiologist, HHS

Dr. Natasha Larocque is well known to HHS staff, as a recent graduate from our Diagnostic Radiology Residency Program. Natasha is a “home grown” Hamiltonian, who completed her undergraduate Bachelor of Health Sciences degree at McMaster, followed by completion of medical school at the University of Ottawa. After residency, Natasha completed a one-year fellowship at Beth Israel Deaconess Medical Center (BIDMC) in Boston, Harvard Medical School, for additional training in Abdominal and Intervention. Natasha brings to McMaster and Hamilton Health Sciences her passion for radiology and for education, as well as her demonstrated leadership skills. She is the recipient of multiple awards, including HHS Medical Staff Association Award (2020), OMA Resident Achievement Award (2020) and McMaster Resident PGME Mentor Award (2017). Natasha is passionate about medical education, as evidenced by her involvement in many projects, committees and initiatives both here at McMaster as well as during her time in Boston. We look forward to her clinical contributions to the body imaging team at the Hamilton General, as well as her contributions to education at McMaster. Welcome back Natasha! - Dr. Karen Finlay

Dr. Natasha Larocque
Associate Staff Rad
HGH



Dr. Prasa Gopee-Ramanan - JHCC Breast-Body Radiologist, HHS

Dr. Prasa Gopee-Ramanan is also a familiar face in our hospital halls as a recent graduate from the Diagnostic Radiology Residency Program at McMaster. Prasa is a graduate of the Honours Bachelor of Science program at University of Toronto, followed by Honours Bachelor of Science in Medical Radiation Sciences at U of T. He then attended medical school at McMaster, followed by acceptance to our radiology residency program. After completion of residency last year, he returned to U of T to complete a fellowship in Women’s Imaging (Breast and Abdominal) at JDMI, UHN. Prasa has demonstrated a strong allegiance to the undergraduate medical program and residency program at McMaster, as well as contributions to CME for MRTs. He is the recipient of the Radiology Residency Resident Teacher and Mentorship Award (2020), nominee for the PARO Excellence in Teaching Award for residents, and selected attendee for the Introduction to Academic Radiology Course offered at the 2018 ARRS meeting. Prasa has a special interest in mindfulness. We look forward to his contributions to body and breast imaging at the Juravinski site. Welcome back Prasa! - Dr. Karen Finlay

Dr. Prasa Gopee-Ramanan
Associate Staff Rad
JHCC



Dr. Zonia Ghumman - JHCC Body-Oncology Radiologist, HHS

Dr. Zonia Ghumman is an additional familiar face, graduating from our Diagnostic Radiology Residency Program at McMaster. Zonia attended medical school in Dublin, Ireland and completed the Global Health Innovation Forum Education Diploma at McMaster University. Following successful completion of her residency program here at McMaster, she completed a one-year Body Imaging fellowship at St. Michael’s Hospital, University of Toronto. Zonia is the recipient of multiple scholarships and awards, including the Peter Cockshott Memorial Travel Grant, RSNA Trainee Research Prize and multiple RCSI recognitions during training in Dublin. Zonia served as the Canadian Association of Radiology Residency Representative from McMaster University, working on many important initiatives for residents. She also contributed to many educational events in the undergraduate medical program at McMaster and was the social chair for our residency program. We welcome Zonia to her new position at the Juravinski site and look forward to her contributions to the body imaging team. Welcome back Zonia! - Dr. Karen Finlay

Dr. Zonia Ghumman
Associate Staff Rad
JHCC




ANNOUNCEMENTS

Jane Castelli is leaving Diagnostic Imaging...



Dear All,

Jane Castelli has informed us that she will be leaving our Department to take a new role as Research Manager in the Department of Gastroenterology where, under the direction of Dr. Narula, she will be leading the newly formed Canadian Inflammatory Bowel Diseases Research Consortium, a major multicentric initiative. As sad as I am to see Jane leave, I am very happy to see her joining a very exciting project, and that she remains part of the McMaster family.



Jane Castelli came to us as a professional project manager, with 12 years' experience at the Population Health Research Institute (PHRI). With her background in research methodology, project management, data collection and analysis, Jane brought her enthusiasm to MIIRCAM in 2013, recruited to manage a large ORF grant to build a Secure Intelligent Content Delivery System. She discovered the world of Medical Imaging Informatics and became a highly valued asset for MIIRCAM and the Department of Radiology.

Jane has been instrumental in developing successful research projects from their point of identification to project completion, helping us to obtain a number of successful grants, ensuring sustainability of research at MIIRCAM and in the Department of Radiology. With Jane's support, we created the Foreign Exam Management profile (now IDEP) for IHE, embarked in Artificial Intelligence with projects such as Personalized Predictive Risk Model for Imaging Radiation Exposure, and currently MILAP, the Medical Imaging Library and AI Platform.

Besides her role at MIIRCAM, Jane has been providing consultation and support to radiology staff and residents in the Department of Radiology, helping them to build their research projects, develop protocols, apply for Research Ethic Board approval or manage their grants. Jane led educational seminars on "How to Conduct Research" for radiology residents and has been a familiar anchor at our Annual Research Day and Academic Get-together.

In 2016, Jane was offered the position of Research Manager for the Diagnostic Imaging and Medical Diagnostic Unit (MDU) at Hamilton Health Sciences, where she became responsible for the oversight of all research trials that utilize the Department of Diagnostic Imaging or MDU. Added to this role, she was also asked to manage our Radiation Safety Committee and our Peer Learning project.

Jane is driven by passion and I am sure she will make a difference in her new role. It has been a delight working with her, and I really enjoyed her positive attitude making us feel that nothing is impossible. I am glad that she will continue volunteering for Canada Safe Imaging.

I wish Jane all success and happiness in her new endeavors.

David A. Koff MD FRCPC FCAR

Professor Emeritus
Department of Radiology, McMaster University
Director MIIRCAM
Chair Canada Safe Imaging
e-mail: dkoff@mcmaster.ca





ANNOUNCEMENTS

NEW PROJECT ASSISTANT, DEPT OF RADIOLOGY

Hina Zahid - New Project Coordinator, Department of Radiology, McMaster



Hina Zahid

We are pleased to announce the newest addition to our staff in the Department of Radiology at McMaster University, Hina Zahid!

Hina joined our team on June 21st, 2021 as a temporary Project Coordinator. She is currently helping assist with the branding of the department as well as updates to the website and our social media presence. She will also be involved in other projects for the department as they arise. Hina is a McMaster graduate herself and we are excited to have her working with us!

Please join us in welcoming Hina to our team!

NEW ADMIN ASST, DIRECTORS - DS & MDU, PERI-OP

Heather Gilmour - New Administrative Assistant, replacing D. Petty



Heather Gilmour

We are pleased to announce that Heather Gilmour has started in the position of Administrative Assistant supporting both Sarah Jane Adams, Director, Diagnostic Services and MDU, and Marcy Saxe-Braithwaite, Director, Perioperative Services. Heather began her new position on June 28th, 2021.

Heather is no stranger to Hamilton Health Sciences, working previously as Program Secretary in Perioperative Services at the MUMC site and as well filled interim roles in positions such as Administrative Assistant, CIBC Breast Assessment Centre and Regional Cancer Screening Program, interim Administrative Assistant for the JCC Administration Office for the Vice President and Executive Assistant, Oncology and Palliative Care.

Please join us in welcoming Heather in her new position!

WELCOME BACK & COVERAGE FOR MATERNITY LEAVE

Tara Dalton - Program Assistant, Dept of Radiology, Residency Program



Tara Dalton (left)
Cheney Matteliano (right)

Please welcome back Tara Dalton! Tara has returned as the part-time Program Assistant to the Department of Radiology, Residency Program and Dr. David Landry at McMaster University covering for Cheney Matteliano, who is currently on maternity leave expecting her 2nd baby!

Some of you may already be familiar with Tara as she provided coverage for Cheney's last maternity leave. We are thrilled to have Tara return as she has the knowledge and experience from her first go-round in our department.

Welcome back Tara !

Also best of luck to Cheney and family on welcoming their next addition!



ANNOUNCEMENTS

GOODBYE AND GOOD LUCK!



Nicole Freer - Leaving HHS for Brantford General Hospital

It is with mixed emotions that we announce that Nicole Freer has resigned from HHS effective August 19th, 2021. Nicole had been employed within Hamilton Health Sciences for over 14 years in a variety of roles. She worked across all HHS sites as a registered nurse, clinical leader and most recently as the clinical manager for interventional radiology. We wish Nicole all the best as she starts her new career journey with the Brantford General Hospital.

We would like to thank the following managers for stepping into the role to provide interim support for the staff:

- Interventional Radiology – Support will be provided by the DI managers, Eric Ricker (MUMC), Lyndsay Kowalyk (HGH), and Jeanine Risk (JH)
- Anesthesia Assistant Program – Support will be provided by Matthew Baronaitis
- Pediatric Sedation Team – Support will be provided by Tracey Corner
- Medical Day Care Unit – Support will be provided by Caroline Dunnett

Please feel free to reach out to the above managers if you require any assistance with the respective areas. Dr. Marcy Saxe-Braithwaite, Sarah Jane Adams and Dr. Sabarinath Nair will also make themselves available for any additional support as needed.

Kathleen Bell - Leaving HHS for Ontario Health-Cancer Care Ontario

We will also be saying goodbye to Kathleen Bell, Regional Cancer Program Diagnostic Assessment Manager. Kathleen will be leaving Hamilton Health Sciences to pursue an exciting new opportunity at Ontario Health – Cancer Care Ontario (OH – CCO) as the Provincial Genetics Program Manager. Kathleen’s last day with the BAC will be September 3, 2021.

Kathleen first joined HHS in 2000 as a Genetic Counsellor; Clinical Genetics, and subsequently transitioned to the role of Senior Genetic Counsellor in the Cancer Risk Assessment Clinic at the JCC in 2008. For the last 5 years, Kathleen has provided leadership of the CIBC Breast Assessment Centre, Colposcopy and Cancer Genetics.

We wish Kathleen all the best in her new role with Cancer Care Ontario and the next step in her career!

** images below were shared from Kathleen’s goodbye party*





PEDIATRIC RADIOLOGISTS

Alternate Funding Plan (AFP)

As of April 1st 2021, the McMaster Pediatric Radiologists are recognized under HAPA (Hamilton Academic Pediatric Association) as members of a fully converted Alternate Funding Plan (AFP). This is the culmination of approximately 4 years of careful assessment of the merits of an All-In [AFP](#), transparent and full-some discussions, and negotiations between the MOH, McMaster University, McMaster Children's Hospital (MCH) and the Pediatric Radiologists at MCH.

The newly formed McMaster Pediatric Radiologists Association has joined the HAPA Board and are fully committed to the advancement of a Pediatric Radiology Academic Practice Plan which has, at its core, the fundamental understanding that Academic Pediatric Radiology requires leadership in the provision of Pediatric Radiology services, protection of academic time and excellence in clinical teaching and education. This goal is being enabled through the security of the AFP arrangement which includes a framework for ongoing manpower growth of the department.

While it has taken the support and encouragement of a huge number of people to arrive at this monumental result, including leadership at the AFP branch of the MOH, FHS McMaster University and McMaster Children's Hospital, particular thanks should be given to Ms. Clare Mitchell and Ms. Lisa Reid for their unwavering support and time commitment to seeing this endeavor through to a successful end.

This next chapter in the Pediatric Imaging service at McMaster Department of Radiology, provides not just the stability required for further growth and development to ensure McMaster continues to lead Pediatric Radiology within our region, but also can collaboratively expand to provide subspecialist level care to all pediatric patients who need it.

Dr. John Donnellan

MCH/MUMC Site Chief - Pediatric Diagnostic Imaging
Interim Head of Service, Pediatric Radiology





ANNUAL RADIOLOGY GOLF DAY

On June 9th, Dr. Landry and thirty-three residents and fellows took to the links for the annual Radiology Residents' Golf Day on a perfect blue bird day at Century Pines Golf Club. The event was much appreciated after 18 months away from colleagues and friends as we said goodbye to our graduating PGY5s. As always, this experience was only made possible by the incredibly generous donations provided by the radiology groups at HGH, Juravinski, MUMC and St. Joe's. Financial advisor Greg Muldoon also sponsored the event and provided prizes to this year's winning teams. A special thanks must also be extended to Kim Harper for her continued dedication as co-organizer of the event.

The 2021 tournament winners are:

1st place: Nanxi Zha, Mostafa Alabousi, Scott Caterine, and Greg Muldoon

2nd place: Matt Lubanovic, Mallory Granholm, Hussam Kaka, and Ravi Shergill

Most honest team: Matt Lubanovic, Mallory Granholm, Hussam Kaka, and Ravi Shergill

Longest drive: Jane Meng (women's) and Scott Caterine (men's)

Best golf outfit: Zach Hugh for his wild 70s style



Thank you again to our sponsors and all those who participated. We hope to see you out on the course next year!





For Your Information...

For current COVID-19 UPDATES please check the HHS HUB!

NEW COVID-19 SELF-SCREENING TOOL

Starting on August 23, staff, physicians, residents, learners and approved contractors will be required to use a new COVID-19 self-screening tool prior to coming on site at the start of their work day.

A reminder of how it works

- ⇒ Before you come into work, go to <https://hsscreening.hhsc.ca>
- ⇒ Input your employee information and self-assess using the screen prompts
- ⇒ At the end of the screen, you will receive a message directing you to proceed to work or self-isolate and notify Employee Health Services
- ⇒ If you have **not** completed the self-screening tool prior to arriving at a clinical site, screening will be completed at entry
- ⇒ At all clinical sites, staff, learners and physicians will be required to show their results to their respective manager/leader upon request for compliance auditing purposes.

Access the tool by visiting <https://hsscreening.hhsc.ca>

Copy and paste or type in the address into your web browser (e.g. Internet Explorer, Google Chrome, Safari). We encourage you to begin using the tool immediately.

It is no longer an option to defer or decline to declare your vaccination status.

Between now and September 1st, all HHS staff and physicians will be required to report their vaccination status to HHS Employee Health Services using the [self-reporting tool](#).

Provincial COVID-19 Vaccination and Testing Mandate; and Mandatory Vaccination Status Reporting at HHS

- ⇒ the Provincial Government issued a [directive](#) requiring all Ontario hospitals to develop and implement COVID-19 vaccination policies
- ⇒ [Hamilton Health Sciences, along with our regional hospital partners](#), supports this directive and planning is already underway



Canadian
Blood
Services

Canadian Blood Services is looking for people to donate their blood.

Please give blood if you are able!

If you feel well, please donate blood: www.blood.ca



Department of Surgery welcomes Dr. Naveen Parasu as an Associate Member

Congratulations to Dr. Naveen Parasu! At the beginning of June, on the recommendation of the Chairs and Deans concerned and in recognition of his contributions, Dr. Parasu was recognized with associate membership in the Department of Surgery, Orthopaedic Division.

“Congratulations to Dr. Parasu who joins the Department of Surgery as an Associate Member. He has been working closely with members of Orthopaedic Division in the past several years in the specialized areas of oncology and sports medicine. With this appointment, he will continue to help educate trainees by participating in city wide multispecialty sports medicine and oncology rounds for which he has played an integral role. Furthermore, his valued input at Orthopaedic Surgery journal clubs and local courses such as the biennial accredited course on hip pain in the young adult continues. His role as Radiologist for the Hamilton Tiger Cats Football Club continues with the Sports Medicine Group at McMaster University. His contributions to develop interdisciplinary care while enhancing synergies between departments have been exceptional and this appointment formalizes the great work he has been doing over the years.”

*O.R. (Femi) Ayeni MD, PhD FRCSC, Dip Sport Med.
Professor & Division Head: Orthopaedic Surgery
McMaster University*



Dr. Naveen Parasu
Associate Professor
Dept. of Radiology
Associate Member
Dept. of Surgery
Orthopaedic Division



STRIDES FOR HEALTH CARE HERO - Nancy Dabir, MRT, HGH



Nancy Dabir has been with Hamilton Health Sciences for 30+ years as a Medical Radiation Technologist. Most recently Nancy was named as one of six Strides for Health Care Hero Ambassadors at HHS. Over the years, she has been a part of many areas and modalities in her department, including HIU, CT, Emergency Department, Portables & OR. Nancy is currently the senior technologist on Portables/OR. She was heavily involved with the portable imaging of COVID-19 patients in the ICU and on the wards.

Over the last 16 months, the Portable X-ray team has tended to patients affected by COVID on a daily basis and saw firsthand the strains put on patients, their families and staff.

“I did my best to keep the team emotionally strong, by maintaining high spirits and always shining a positive light. I always came in with a smile and tried to lead by example and empathy. By providing a positive, patient focused atmosphere, our team persevered and came through stronger and more united. Thank you to my family, friends and amazing co-workers at HHSC.”

Nancy Dabir
Medical Radiation
Technologist
Portable X-Ray Team
HGH, HHS

We would like to CONGRATULATE Nancy on this accomplishment!



Recent Publications



Investigating the Association between Aortic Arch Variants and Intracranial Aneurysms

Fateme Salehi, Ibrahim M. Nadeem, Benjamin Y. M. Kwan, Peter B. Johnson, David M. Pelz, Donald Lee and Manas Sharma

Published online by Cambridge University Press: 14 May 2021

<https://www.doi.org/10.1017/cjn.2021.112>

Dr. Fateme Salehi

JH Staff Neuroradiologist

Ultra-High Field 7-Tesla Magnetic Resonance Imaging and Electroencephalography Findings in Epilepsy

Salehi F, Nadeem I, Kwan BYM, Mirsattari SM, Lee DH, Burneo JG, Steven D, Hammond R, Peters TM, Khan AR

Canadian Association of Radiologists Journal

doi: [10.1177/084653712111031802](https://doi.org/10.1177/084653712111031802)

ATTENTION ALL Residents, Fellows, Radiologists

Please REMEMBER to forward in your Recent Publications/Abstracts each month!

This is open to ALL residents, fellows and radiologists from:

- ⇒ Hamilton Health Sciences,
- ⇒ St. Joseph's Healthcare Hamilton, and
- ⇒ McMaster University Health Sciences, Department of Radiology

Please reference the "format" for each entry in this section.

Please include your name, title, picture, your publication and the link!

It doesn't matter if you are a first year resident or a long-time staff radiologist;

We want to know what you are up to and what you are working on!



We bring news that this will be Jane Castelli's last entry in "Research Corner" as she has accepted a new position within the GI department. While we are sad that Jane is leaving Diagnostic Imaging, we are extremely happy for her and wish her all the best in her new position!

Thank you Jane for participating in the Newsletter and submitting monthly and always on time, to Research Corner! You will be missed!

McMaster Medical Student, Kay Wu, recently presented a poster on behalf of Dr. David Koff, Jane Castelli, and herself at the McMaster Medical Student Research Day and the ACR Virtual Annual Meeting titled, *Creating the ideal artificial intelligence platform: A review of medical imaging datasets*. Wu's presentation was based on the Medical Imaging Library and Artificial intelligence Platform (MILAP) Project that will fulfill the need for high-quality, curated, and large imaging datasets at Hamilton Health Sciences (HHS).

The objective of this project was to determine what current medical imaging datasets are available and identify what the gaps are in an effort to improve the use and functionality of MILAP.

Wu completed a systematic search of medical, engineering, and computer science database and of grey literature. In this search it was found that there are 145 open radiology imaging datasets available. The datasets were then each reviewed to determine the characteristics of the dataset including the modalities and anatomy, volume, anonymization, curation, and source.

It was determined that the majority of the datasets included CT (37%) and MRI (29%), followed by CR (20%), PET (12%) and US (2%). The anatomy represented chest (39%), head (24%), abdomen (11%), breast (7%), extremity (7%), heart (6%) and pelvis (6%).

The volume ranged significantly from 34 to 377,110 cases, all datasets were anonymized, and 53% were labeled with the presence or absence of disease. The large majority of the datasets (94%) were sourced from the United States of America.

Based on these findings there is a evident need for a more curated and diverse imaging dataset to inform AI algorithm development. The MILAP project will fulfill this requirement and will offer a unique dataset to researchers on an international scale.

Jane Castelli

MIIRC@M brings together radiologists and engineers in order to bridge the gap between clinical studies and computer sciences and to solve specific issues in Medical Imaging; a cross-over program between the Faculty of Health Sciences and Engineering, the centre has been funded by both Faculties and its goal is to provide a nurturing environment to the researchers interested from McMaster or other institutions, match the adequate skills and resources, and facilitate access to grants and industry partnerships.

HAPPY RETIREMENT



HAPPY RETIREMENT— Diane Spagnoletti, M.R.T.



We would like to congratulate **Diane Spagnoletti** on her Retirement!

Diane started her career at HHS at the General hospital as a student in the mid '80s and was hired after graduating. Diane is an exemplary technologist, a keen learner, and an excellent role model in the department.

Good luck Diane and best wishes on your retirement! ENJOY!

HAPPY DAYS
ARE HERE AT LAST
THE DAYS OF
NINE TO FIVE
ARE PAST
I'VE WORKED
ALL MY LIFE AND
PAID MY DUES
NOW I'LL DO JUST WHAT
I CHOOSE!

Hamilton Health Sciences Foundation

Strides FOR HEALTH CARE HEROES 2021

SEPTEMBER 17 - 26

CELEBRATE AND SUPPORT OUR HEALTH CARE HEROES!
REGISTER & START FUNDRAISING TODAY!
hamiltonhealth.ca/strides



I hope everyone had a safe and enjoyable summer!

We are back and taking submissions for the 2021-2022 newsletters. Please feel free to contact me with any ideas or stories you would like to share.

Please join in welcoming our new Radiology residents, fellows and Associate staff members!

*Thank you,
Tori*

Hamilton Health Sciences Centre for People Development Courses at a Glance



Maintain Pace (Mini Session)

Explore the contributing factors to the current pace in which you experience your work environment. Learn how setting boundaries can assist in maintaining pace. Create a replenishment plan that might support you / your team to continue to thrive in our healthcare environment.

Select a date below to learn more ...

- AUG. 26
- SEP. 8



Basics of Team Morale (Mini Session)

Explore strategies for creating an ideal work environment to foster team morale. Discuss indicators of low morale and discover tools for building morale. Learn how morale increases productivity and efficiency.

Select a date below to learn more ...

- SEP. 22

**DO YOU HAVE A STORY
IDEA TO SHARE?**
Email: howesv@hhsc.ca